

**Pacific County Fire Protection District 1  
Regular Commissioner's Meeting Agenda  
August 19<sup>th</sup>, 2025**



## **AGENDA**

### **Establish Quorum/Call Meeting to Order/Pledge of Allegiance**

### **Executive session for the Board for Volunteer Firefighters Monthly Meeting**

#### **Consent Agenda:** (needs approval and signatures)

1. Minutes of the Regular Commissioner's Meeting held on July 15<sup>th</sup>, 2025
2. July 24<sup>th</sup>, 2025 Regular Expenses for a total of \$182,103.17
  - a. Accounts Payable: \$126,548.94
  - b. Payroll: \$55,554.23
3. August 19<sup>th</sup>, 2025 Regular Expenses for a total of \$352,440.22, not including Jack's Country Store
  - a. Accounts Payable: \$43,353.48
  - b. Payroll: \$309,086.74

#### **Jack's Country Store:** (needs approval)

1. Jack's August 19<sup>th</sup>, 2025 Regular Expenses for a total of \$372.07

#### **Guests and Public Comments:**

Please introduce yourself and your purpose in attending the meeting.

#### **Presentations and Special Events:**

#### **Secretary's Report:**

1. Springbrook Treasurer's Report
2. Monthly Budget Position Report, July 2025
3. 2025 Cash Flow Statement
4. 2025 Cash Flow Projection
5. 2019-Present Historical Tax Collection
6. Systems Design Collection Statistics

#### **Calendar Items and Upcoming Events:**

**Correspondence:** None

**Pacific County Fire Protection District 1  
Regular Commissioner's Meeting Agenda  
August 19<sup>th</sup>, 2025**



**Old Business: None**

**New Business:**

1. Purchase Konica Minolta BH C361i for the Administrative Office: Needs Approval
2. Purchase of FireVent Prop: Needs Approval
3. Purchase of Storage Container: Needs Approval
4. County Wildfire Plan, Resolution 2025-03: Needs Approval
5. CBA Article 19 – Paramedic School Reimbursement Revision: Needs Approval

**District Chief Report**

**Staff Reports:**

1. AC Weatherby
2. AC DeConto
3. Pub Ed Coordinator Karvia

**Commissioner's Reports:**

1. Tom Downer
2. Fred Hill
3. Dennis Long

**Personnel Information**

**Good of the Order**

**Executive Session**

**Adjourn Meeting by Chairman**

**Pacific County Fire Protection District 1  
Regular Commissioner's Meeting Minutes  
July 15<sup>th</sup>, 2025**



Commissioner Hill established that a quorum was present and called the meeting to order at 15:00. The meeting was held at Station 1, located at 26109 Ridge Avenue, Ocean Park, WA 98640. Attendance at the meeting included:

Commissioner Fred Hill	Captain Nick Haldeman
Commissioner Tom Downer (via telephone)	Firefighter/EMT Michelangelo McKenna
Commissioner Dennis Long (via telephone)	Firefighter/EMT Katie Glasson
Fire Chief Jacob Brundage	District Secretary
Assistant Chief Brad Weatherby	

Commissioner Hill deferred the Board for Volunteer Firefighters Monthly Meeting to the end of the meeting.

**Consent Agenda:**

1. Minutes of the Regular Commissioner's Meeting held on June 17<sup>th</sup>, 2025
2. June 30<sup>th</sup>, 2025 4<sup>th</sup> Week Expenses for a total of \$18,987.42
3. July 15<sup>th</sup>, 2025 Regular Expenses for a total of \$345,869.38, not including Jack's Country Store
  - a. Accounts Payable: \$26,090.90
  - b. Payroll: \$319,778.48

*Commissioner Downer made a motion to approve the consent agenda as presented, seconded by Commissioner Hill. Motion carried.*

**Jack's Country Store:**

1. Jack's July 15<sup>th</sup>, 2025 Regular Expenses for a total of \$631.35.

*Commissioner Long made a motion to approve the Jack's Country Store expenses in the amount of \$631.35, seconded by Commissioner Hill. Commissioner Downer abstained. Motion carried.*

**Guests and Public Comments:** None

**Presentations and Special Events:** None

**Secretary's Report:** See attached report.

1. Springbrook Treasurer's Report
2. Monthly Budget Position Report, June 2025

**Pacific County Fire Protection District 1  
Regular Commissioner's Meeting Minutes  
July 15<sup>th</sup>, 2025**



3. 2025 Cash Flow Statement
4. 2025 Cash Flow Projection
5. 2019-Present Historical Tax Collection
6. Systems Design Collection Statistics.

**Calendar Items and Upcoming Events:** None

**Correspondence:** None

**Old Business:** None

**New Business:**

1. Forestland Response Agreement Department of Natural Resources No. 93-107474

Chief Brundage explained that he is not asking for approval. We are currently at a standstill with this agreement. The State requires all agencies to sign and same agreement. Chief Brundage reported that the agreement is written like a mutual aid agreement but believes that the agreement is not mutual and is coercive. Chief Brundage reported that the agreement places most of the risk on the District, allows for DNR to respond (when convenient), and can prolong scene times for District resources to comply with the transfer of incident responsibility to a DNR agency representative.

Chief Brundage continued by informing the Board that he has asked for a change in the agreement to provide some benefit to the District. In the past, the District was able to access grants which provided us with supplies to help fight the fires on the State land. After the last signing of this agreement, the grant rules were changed, and we are no longer eligible to receive the grants. That agreement has expired. The State has threatened to not issue red cards if we don't sign the agreement; he replied by asking for the statutes which support that.

Discussion ensued regarding the issue with the agreement, and if we know of other Districts or Departments who have had issues with the agreement.

The Board all agreed that we should try to renegotiate the contract.

**District Chief's Report:** See attached report.

**Pacific County Fire Protection District 1  
Regular Commissioner's Meeting Minutes  
July 15<sup>th</sup>, 2025**



**Staff Reports:**

1. AC Weatherby – None
2. AC DeConto – Absent. See attached report.
3. Pub Ed Coordinator Karvia – Absent. No report provided.

**Commissioner Reports:**

1. Tom Downer – None
2. Fred Hill – None
3. Dennis Long – Commissioner Long asked Chief Brundage if he had received any information about the PACCOM budget meeting in June.

Chief Brundage stated that he has not, but he will email Director Ochoa after the meeting to inquire.

**Personnel Information: None**

**Good of the Order: None**

**Executive Session: None**

Commissioner Hill called for an Executive Session at 15:23 for Pension and Relief Board meeting. Regular session resumed at 15:24.

Meeting adjourned at 15:24 hours.

---

FRED H. HILL, Commissioner

---

THOMAS L. DOWNER, Commissioner

---

DENNIS A. LONG, Commissioner

---

District Secretary

## 7/24/2025 4TH WEEK VOUCHER APPROVAL

PACIFIC COUNTY FIRE DISTRICT 1

Time: 11:13:50 Date: 07/24/2025

07/01/2025 To: 07/31/2025

Page: 1

Trans	Date	Type	Acct #	War #	Claimant	Amount	Memo
1238	07/24/2025	Payroll	1	EFT	INTERNAL REVENUE SERVICE	463.56	941 Deposit for Pay Cycle(s) 07/31/2025 - 07/31/2025
1229	07/31/2025	Payroll	1	28515	SARAH ANDREWS	312.14	
1230	07/31/2025	Payroll	1	28516	STEVE L BELLINGER	402.19	
1231	07/31/2025	Payroll	1	28517	BROOKLYNN C CLARK	192.08	
1232	07/31/2025	Payroll	1	28518	RILEY J CLAUSER	330.15	
1233	07/31/2025	Payroll	1	28519	RONDIE K HUIRAS	519.46	
1234	07/31/2025	Payroll	1	28520	RICHARD SCHATZ	414.19	
1235	07/31/2025	Payroll	1	28521	TYLER STARKS	192.08	
1236	07/31/2025	Payroll	1	28522	DELANO THOMAS	69.26	
1237	07/31/2025	Payroll	1	28523	HARLEY E WAIT	366.17	
1239	07/24/2025	Claims	1	28524	ASTORIA FORD, INC.	188.74	AIR ELEMENT ASY, ELEMENT AND GAS KIT
1240	07/24/2025	Claims	1	28525	BANK OF THE PACIFIC VISA - 8379	1,094.92	LK CREDIT CARD CHARGES
1241	07/24/2025	Claims	1	28526	BOUND TREE MEDICAL, LLC	2,637.24	MEDICAL SUPPLIES - TAXED AND NOT TAXED; MEDICAL SUPPLIES - TAXED; MEDICAL SUPPLIES - TAXED AND NOT TAXED; MEDICAL SUPPLIES - NOT TAXED
1242	07/24/2025	Claims	1	28527	CASCADE FIRE EQUIPMENT	1,238.08	COMPRESSOR SERVICE
1243	07/24/2025	Claims	1	28528	E-Z PROPANE, LLC	347.44	ST1 PROPANE
1244	07/24/2025	Claims	1	28529	ENDURIS WASHINGTON	116,546.00	POLICY YEAR 9/1/25-8/31/26
1245	07/24/2025	Claims	1	28530	NORTH BEACH WATER	167.65	ST1D WATER; ST1 WATER
1246	07/24/2025	Claims	1	28531	NORTHWEST SAFETY CLEAN	621.13	NFPA ADVANCED CLEANING OF TURNOUT PANTS, SUSPENDERS, GENERAL REPAIRS
1247	07/24/2025	Claims	1	28532	PACIFIC CO. FIRE DIST#1 PETTY CASH FUND	43.54	POSTAGE FOR JUNE ZOLL MONITOR PAYMENT; POSTAGE TO PS INDUSTRIES; POSTAGE FOR 941 TO IRS; POSTAGE FOR JULY ZOLL MONITOR PAYMENT
1248	07/24/2025	Claims	1	28533	PACIFIC CO. FIRE DIST#1 REVOLVING FUND	61.25	WA DOL LICENSING TAHOE
1249	07/24/2025	Claims	1	28534	PUD #2 OF PACIFIC COUNTY	836.43	ST3 ELECTRICITY; ST3 ELECTRICITY; ST2 ELECTRICITY; ST2 ELECTRICITY; ST2 ELECTRICITY
1250	07/24/2025	Claims	1	28535	SHOP N KART (SID'S)	5.99	24 PK OF WATER
1251	07/24/2025	Claims	1	28536	VESTIS	142.32	7/15 LINEN SERVICE; 7/22 LINEN SERVICES
1252	07/24/2025	Claims	1	28537	WESTLAKE HARDWARE	25.66	ANTI-SLIP TAPE, CAR CLEANING WIPES, HARDWARE FOR CHAINSAW
1253	07/24/2025	Claims	1	28538	ZOLL MEDICAL CORPORATION	2,592.55	PREVENTIVE MAINTENANCE - 1 YEAR; ELECTRODES
1254	07/24/2025	Payroll	1	28539	EMPLOYMENT SECURITY DEPARTMENT	4,776.04	Pay Cycle(s) 04/29/2025 To 04/29/2025 - PFML; Pay Cycle(s) 05/29/2025 To 05/29/2025 - PFML; Pay Cycle(s) 06/29/2025 To 06/29/2025 - PFML
1255	07/24/2025	Payroll	1	28540	EMPLOYMENT SECURITY DEPARTMENT	2,970.65	Pay Cycle(s) 04/29/2025 To 04/29/2025 - LONG TERM CARE; Pay Cycle(s) 05/29/2025 To 05/29/2025 - LONG TERM CARE; Pay Cycle(s) 06/29/2025 To 06/29/2025 - LONG TERM CARE

**7/24/2025 4TH WEEK VOUCHER APPROVAL**

PACIFIC COUNTY FIRE DISTRICT 1

Time: 11:13:50 Date: 07/24/2025

07/01/2025 To: 07/31/2025

Page: 2

Trans	Date	Type	Acct #	War #	Claimant	Amount	Memo
1256	07/24/2025	Payroll	1	28541	WA STATE DEPT OF LNI	44,546.26	2ND Quarter L&I: 04/01/2025 - 06/30/2025
001 General Fund 651.100						182,103.17	
						<u>182,103.17</u>	Claims: 126,548.94
							Payroll: 55,554.23

We the undersigned Board of Commissioners of Pacific County Fire District #1, do hereby certify that the merchandise or services hereinafter specified have been received and that the vouchers identified above are approved for payment

On this \_\_\_\_\_ day of \_\_\_\_\_, District Secretary \_\_\_\_\_

\_\_\_\_\_  
Commissioner Hill

\_\_\_\_\_  
Commissioner Downer

\_\_\_\_\_  
Commissioner Long

## 8/19/25 REGULAR VOUCHER APPROVAL

PACIFIC COUNTY FIRE DISTRICT 1

Time: 13:57:51 Date: 08/12/2025

08/12/2025 To: 08/31/2025

Page: 1

Trans	Date	Type	Acct #	War #	Claimant	Amount	Memo
1289	08/29/2025	Payroll	1	EFT	CORY A BARDONSKI	7,198.60	
1290	08/29/2025	Payroll	1	EFT	JOSHUA A BOBO	6,418.53	
1291	08/29/2025	Payroll	1	EFT	SAMUEL J BURTON	6,201.75	
1292	08/29/2025	Payroll	1	EFT	BROOKLYNN C CLARK	1,977.36	
1293	08/29/2025	Payroll	1	EFT	RILEY J CLAUSER	2,056.26	
1294	08/29/2025	Payroll	1	EFT	NATASHA COZBY	6,830.35	
1295	08/29/2025	Payroll	1	EFT	SEAN K EASTHAM	1,023.82	
1296	08/29/2025	Payroll	1	EFT	SCOTT C ELLIOTT	6,284.02	
1297	08/29/2025	Payroll	1	EFT	JAMES N GAERLAN	5,842.07	
1298	08/29/2025	Payroll	1	EFT	KATELYN R GLASSON	1,672.67	
1299	08/29/2025	Payroll	1	EFT	CHARLES S GREEN	4,938.08	
1300	08/29/2025	Payroll	1	EFT	TAYLOR J GUDMUNDSEN	4,300.73	
1301	08/29/2025	Payroll	1	EFT	NICKOLAS HALDEMAN	5,900.40	
1302	08/29/2025	Payroll	1	EFT	EMILIA HERMAN	4,476.60	
1303	08/29/2025	Payroll	1	EFT	CHAZZ HESTER	4,183.37	
1304	08/29/2025	Payroll	1	EFT	SPENCER A JOHNSTON	4,975.53	
1305	08/29/2025	Payroll	1	EFT	DANIEL R KENT	4,788.53	
1306	08/29/2025	Payroll	1	EFT	MARK A MCGINNIS	5,528.40	
1307	08/29/2025	Payroll	1	EFT	MICHELANGELO MCKENNA	5,170.93	
1308	08/29/2025	Payroll	1	EFT	MATTHEW T MYERS	1,765.09	
1309	08/29/2025	Payroll	1	EFT	MARCO J PALMA	6,930.34	
1310	08/29/2025	Payroll	1	EFT	JORDEN R PEREZ	4,477.93	
1311	08/29/2025	Payroll	1	EFT	ANTHONY R PROVENZANO	5,370.36	
1312	08/29/2025	Payroll	1	EFT	JOSHUA M RAICHL	9,136.03	
1313	08/29/2025	Payroll	1	EFT	TYLER J REYNOLDS	5,570.21	
1314	08/29/2025	Payroll	1	EFT	BROOKLYN ROWLAND	4,183.37	
1315	08/29/2025	Payroll	1	EFT	JOSEPH L SCHROEDER	8,683.54	
1317	08/29/2025	Payroll	1	EFT	MICHAEL J WEATHERBY	6,747.70	
1318	08/29/2025	Payroll	1	EFT	DAVID L WILLIAMS	5,941.82	
1319	08/29/2025	Payroll	1	EFT	JACOB M BRUNDAGE	8,422.04	
1320	08/29/2025	Payroll	1	EFT	MICHAEL P DECONTO	6,743.66	
1321	08/29/2025	Payroll	1	EFT	CARLA C MCLEOD	1,526.36	
1322	08/29/2025	Payroll	1	EFT	[REDACTED]	5,122.21	
1323	08/29/2025	Payroll	1	EFT	JOHN B WEATHERBY	8,379.51	
1324	08/29/2025	Payroll	1	EFT	LANI G KARVIA	3,625.73	
1325	08/29/2025	Payroll	1	EFT	CORY J MORRISON	3,600.33	
1329	08/12/2025	Claims	1	EFT	DOWNER, THOMAS L	161.00	7/15/25 REGULAR MEETING
1330	08/12/2025	Claims	1	EFT	DENNIS LONG	322.00	REDUCTION DUE TO OVERPAYMENT IN JULY; 7/31/25 PACCOM MEETING; 8/8/25 PACCOM MEETING; 7/15/25 REGULAR MEETING
1331	08/12/2025	Claims	1	EFT	PACIFIC COUNTY TREASURER	15.00	AUGUST BANK FEE
1332	08/12/2025	Claims	1	EFT	SECURITY STATE BANK OF WA	15.00	AUGUST BANK FEE
1333	08/12/2025	Claims	1	EFT	WA STATE DEPT OF REVENUE	178.43	Written From Use Tax Report
1334	08/12/2025	Payroll	1	EFT	INTERNAL REVENUE SERVICE	35,509.49	941 Deposit for Pay Cycle(s) 08/29/2025 - 08/29/2025
1335	08/12/2025	Payroll	1	EFT	PACIFIC COUNTY FIRE DIST #1 LOCAL 3999	1,680.00	Pay Cycle(s) 08/29/2025 To 08/29/2025 - DUES
1336	08/12/2025	Payroll	1	EFT	STATE OF WASHINGTON	1,396.00	Pay Cycle(s) 08/29/2025 To 08/29/2025 - DECONTO, 2779062; Pay Cycle(s) 08/29/2025 To 08/29/2025 - BARDONSKI, 2803470

## 8/19/25 REGULAR VOUCHER APPROVAL

PACIFIC COUNTY FIRE DISTRICT 1

Time: 13:57:51 Date: 08/12/2025

08/12/2025 To: 08/31/2025

Page: 2

Trans	Date	Type	Acct #	War #	Claimant	Amount	Memo
1337	08/12/2025	Payroll	1	EFT	WA STATE DEPT OF RETIREMENT	44,944.58	Pay Cycle(s) 08/29/2025 To 08/29/2025 - DCDOR; Pay Cycle(s) 08/29/2025 To 08/29/2025 - LEOFF; Pay Cycle(s) 08/29/2025 To 08/29/2025 - PERS 2; Pay Cycle(s) 08/29/2025 To 08/29/2025 - PERS 3; Pay Cycle(s)
1316	08/29/2025	Payroll	1	28542	TRENTON R STEPHENS	441.28	
1326	08/29/2025	Payroll	1	28543	SARAH ANDREWS	207.79	
1327	08/29/2025	Payroll	1	28544	RONDIE K HUIRAS	161.61	
1328	08/29/2025	Payroll	1	28545	RICHARD SCHATZ	207.79	
1338	08/12/2025	Claims	1	28546	AIRGAS USA, LLC	80.18	OXYGEN CYLINDER RENTAL X 16; OXYGEN CYLINDER RENTAL X 10
1339	08/12/2025	Claims	1	28547	ALL SAFETY PRODUCTS, INC.	1,183.13	PORTABLE RESTROOM FOR TRAINING PROPERTY
1340	08/12/2025	Claims	1	28548	BELKS PLUMBING	172.04	ST1 URINAL REPAIR
1341	08/12/2025	Claims	1	28549	BOUND TREE MEDICAL, LLC	6,090.69	MEDICAL SUPPLIES - TAXED AND NOT TAXED; MEDICAL SUPPLIES - NOT TAXED; MEDICAL SUPPLIES - TAXED AND NOT TAXED; MEDICAL SUPPLIES - TAXED; MEDICAL SUPPLIES - TAXED; MEDICAL SUPPLIES - TAXED; MEDICAL SUPP
1342	08/12/2025	Claims	1	28550	CITY OF LONG BEACH	187.86	ST2 WATER; ST2 WATER
1343	08/12/2025	Claims	1	28551	COASTAL EYE CARE LONG BEACH	149.00	LENSES - GLASSON
1344	08/12/2025	Claims	1	28552	DRUG SCREENS, INC.	35.00	URINALYSIS - S. HILL
1345	08/12/2025	Claims	1	28553	ENGLUND MARINE SUPPLY	828.32	FUEL FILTER, COOLANT FILTER, MPG HYD FILTER, OIL FILTER, PANEL AIR ELEMENT - #9086, #3746; LITEBOX BATTERY - STREAMLIGHT BATTERY; 5W-30 AUTO SYN QT X 12; DEF FLUID 55 GAL DRUM - SHOP; OIL FILTER X 2
1346	08/12/2025	Claims	1	28554	EVERGREEN SEPTIC PUMPING LLC	155.00	PT RENTAL W/EVERY OTHER WEEK SERVICE - ST5
1347	08/12/2025	Claims	1	28555	HILL, FRED	483.00	7/15/25 REGULAR MEETING; 7/10/25 VOUCHERS; 7/24/25 VOUCHERS
1348	08/12/2025	Claims	1	28556	STEVEN HILL	15.00	REIMBURSEMENT FOR DRIVING RECORD
1349	08/12/2025	Claims	1	28557	LEMAY MOBILE SHREDDING	279.14	BALANCE DUE - SHRED ONE TIME PURGE FROM 6/24/25, 7/22/25 90 GAL SHRED CART
1350	08/12/2025	Claims	1	28558	LN CURTIS & SONS	242.47	CLEAR WAND ASSEMBLY, ALTAIR PUMP PROBE, RESPIRATORY PARTS X 3
1351	08/12/2025	Claims	1	28559	OMAN & SONS INC	81.34	2X4X8 PREM S4S DOUG FIR - TRAINING GROUNDS
1352	08/12/2025	Claims	1	28560	ORKIN	341.92	JULY ST1 & ST1D PEST CONTROL; AUGUST ST1 & ST1D PEST CONTROL
1353	08/12/2025	Claims	1	28561	PACIFIC CO. FIRE DIST#1 ADVANCED TRAVEL	141.00	8/2/25 HUIRAS PER DIEM - RODEO; 8/3/25 HUIRAS PER DIEM - RODEO; 8/2/25 ANDREWS PER DIEM - RODEO

## 8/19/25 REGULAR VOUCHER APPROVAL

PACIFIC COUNTY FIRE DISTRICT 1

Time: 13:57:51 Date: 08/12/2025

08/12/2025 To: 08/31/2025

Page: 3

Trans	Date	Type	Acct #	War #	Claimant	Amount	Memo
1354	08/12/2025	Claims	1	28562	PACIFIC CO. FIRE DIST#1 PETTY CASH FUND	17.00	POSTAGE - RETURN OF EXPIRED MEDS
1355	08/12/2025	Claims	1	28563	PACIFIC COUNTY COMMUNICATIONS	12,263.19	Q3 EMS AND FIRE SUPPORT
1356	08/12/2025	Claims	1	28564	PACIFIC OFFICE AUTOMATION	69.72	6/19-7/19 COPY/PRINT
1357	08/12/2025	Claims	1	28565	PENINSULA SANITATION SERVICE, INC.	177.05	ST1 GARBAGE
1358	08/12/2025	Claims	1	28566	PENINSULA SANITATION SERVICE, INC.	177.05	ST2 GARBAGE
1359	08/12/2025	Claims	1	28567	PENINSULA SANITATION SERVICE, INC.	55.41	ST3 GARBAGE
1360	08/12/2025	Claims	1	28568	PUD #2 OF PACIFIC COUNTY	976.20	ST4 ELECTRICITY; ST1 ELECTRICITY; ST5 ELECTRICITY; ST1D ELECTRICITY; ST1A ELECTRICITY; ST3 ELECTRICITY; ST3 ELECTRICITY
1361	08/12/2025	Claims	1	28569	SEAVIEW SEWER DISTRICT	375.20	ST2 SEWER; ST2 SEWER
1362	08/12/2025	Claims	1	28570	SILVER STAR TELECOM	1,698.51	ST1, ST2, ST3 TELEPHONE/INTERNET
1363	08/12/2025	Claims	1	28571	STERICYCLE INC.	65.75	REGULATED MEDICAL WASTE SERVICE
1364	08/12/2025	Claims	1	28572	SYSTEMS DESIGN WEST, LLC.	3,044.07	EMS BILLING FOR JUNE
1365	08/12/2025	Claims	1	28573	TECH TAP COMPUTER CONSULTING	520.61	OCTOBER 2024, NOVEMBER 2024, DECEMBER 2024 MONTHLY GRAVITYZONE SERVICES
1366	08/12/2025	Claims	1	28574	TESSCO INC	413.74	UHF MALE PL259-RG8, RG213, 3/8 IN LMR-400 COAX CABLE, NUMBER OF CUTS, INDIVIDUAL CABLE LENGTH, 3/8 IN LMR400 COAXIAL CABLE, CABLE HANDLING/CUTTING, 144-174 MHZ 3DB BASE STATION; 0-960 MHZ, 3/4" MOUNT,
1367	08/12/2025	Claims	1	28575	U.S. BANK EQUIPMENT FINANCE	3,920.76	AUGUST 2025 ZOLL MONITORS PAYMENT
1368	08/12/2025	Claims	1	28576	VESTIS	142.32	7/29 LINEN SERVICE; 8/5 LINEN SERVICE
1369	08/12/2025	Claims	1	28577	WA FIRE CHIEFS	995.00	2025 WA FIRE MECHANICS CONFERENCE - CORY MORRISON
1370	08/12/2025	Claims	1	28578	WA STATE DEPT OF NATURAL RESOURCES	2,249.04	FIRE CACHE SUPPLIES - 12 X FOAM PAIL 5 GALLONS
1371	08/12/2025	Claims	1	28579	WESTLAKE HARDWARE	39.00	HOSE NOZZLES - ST2
1372	08/12/2025	Claims	1	28580	WOODY'S SEPTIC SPECIALTIES, INC	300.00	ST1D ANNUAL MAINTENANCE CONTRACT; ST1 ANNUAL MAINTENANCE CONTRACT
1373	08/12/2025	Payroll	1	28581	DIMARTINO ASSOCIATES, INC.	2,040.23	Pay Cycle(s) 08/29/2025 To 08/29/2025 - DISINFFF
1374	08/12/2025	Payroll	1	28582	TRUSTEED PLANS SERVICE CORP	2,835.70	Pay Cycle(s) 08/29/2025 To 08/29/2025 - DENTAL
1375	08/12/2025	Payroll	1	28583	TRUSTEED PLANS SERVICE CORP	789.67	Pay Cycle(s) 08/29/2025 To 08/29/2025 - DISADMIN
1376	08/12/2025	Payroll	1	28584	TRUSTEED PLANS SERVICE CORPORATION	32,848.37	Pay Cycle(s) 08/29/2025 To 08/29/2025 - MEDICAL

**8/19/25 REGULAR VOUCHER APPROVAL**

PACIFIC COUNTY FIRE DISTRICT 1

Time: 13:57:51 Date: 08/12/2025

08/12/2025 To: 08/31/2025

Page: 4

Trans	Date	Type	Acct #	War #	Claimant	Amount	Memo
1377	08/12/2025	Payroll	1	28585	WA COUNCIL OF POLICE & SHERIFFS	30.00	Pay Cycle(s) 08/29/2025 To 08/29/2025 - DISWACOPS
1379	08/12/2025	Claims	1	28586	BANK OF THE PACIFIC VISA - 1303	3,277.86	JB CREDIT CARD PURCHASES
1380	08/12/2025	Claims	1	28587	BANK OF THE PACIFIC VISA - 8379	1,419.48	LK CREDIT CARD CHARGES
001 General Fund 651.100						352,440.22	
						352,440.22	Claims: 43,353.48 Payroll: 309,086.74

We the undersigned Board of Commissioners of Pacific County Fire District #1, do hereby certify that the merchandise or services hereinafter specified have been received and that the vouchers identified above are approved for payment

On this \_\_\_\_\_ day of \_\_\_\_\_, District Secretary \_\_\_\_\_

\_\_\_\_\_  
Commissioner Hill

\_\_\_\_\_  
Commissioner Downer

\_\_\_\_\_  
Commissioner Long

**8/19/25 JACK'S VOUCHER APPROVAL**

PACIFIC COUNTY FIRE DISTRICT 1

Time: 13:58:15 Date: 08/12/2025

08/11/2025 To: 08/11/2025

Page: 1

Trans	Date	Type	Acct #	War #	Claimant	Amount	Memo
1378	08/11/2025	Claims	01	28586	JACKS COUNTRY STORE INC	372.07	DECK SCREWS FOR LOCK BOXES AND PARADE FLOAT; PIZZA FOR 7/4 FOR CREWS; SUPPLIES FOR 7/4 FIREWORKS SIGNS; RETURN OF SUPPLIES FOR 7/4 FIREWORKS SIGNS; ADMIN CLEANING SUPPLIES, BOTTLED WATER FOR 7/4, DUCT
001 General Fund 651.100						372.07	
						372.07	Claims: 372.07

We the undersigned Board of Commissioners of Pacific County Fire District #1, do hereby certify that the merchandise or services hereinafter specified have been received and that the vouchers identified above are approved for payment

On this \_\_\_\_\_ day of \_\_\_\_\_, District Secretary \_\_\_\_\_

\_\_\_\_\_  
Commissioner Hill

\_\_\_\_\_  
Commissioner Downer

\_\_\_\_\_  
Commissioner Long

**Pacific County Fire Protection District 1  
District Secretary's Report  
August 19<sup>th</sup>, 2025**



**For the Month Ending July 31<sup>st</sup>, 2025**

**Revenue: \$127,647.44**

**Expenditures: \$528,764.90**

**Current Cash Position: \$3,663,612.88**

**Activities:**

1. 2026 Budget
  - a. Wages
2. WA State Auditor's Office
  - a. 2022-2024 Audit
  - b. Planning on between September and December

**TREASURER'S REPORT**  
**Fund Totals**

PACIFIC COUNTY FIRE DISTRICT 1

07/01/2025 To: 07/31/2025

Time: 07:55:27 Date: 08/07/2025  
Page: 1

Fund	Previous Balance	Revenue	Expenditures	Ending Balance	Claims Clearing	Payroll Clearing	Outstanding Deposits	Adjusted Ending Balance
001 General Fund 651.100	3,880,832.63	127,647.44	528,764.90	3,479,715.17	127,706.86	56,190.85	0.00	3,663,612.88
	3,880,832.63	127,647.44	528,764.90	<b>3,479,715.17</b>	127,706.86	56,190.85	0.00	<b>3,663,612.88</b>

# TREASURER'S REPORT

## Account Totals

PACIFIC COUNTY FIRE DISTRICT 1

07/01/2025 To: 07/31/2025

Time: 07:55:27 Date: 08/07/2025  
Page: 2

Cash Accounts	Beg Balance	Deposits	Withdrawals	Ending	Outstanding Rec	Outstanding Exp	Adj Balance
1 General Fund 651.100	3,876,132.63	127,647.44	528,764.90	3,475,015.17	0.00	183,897.71	3,658,912.88
3 Ambulance Billing BOP	100.00	72,107.50	72,107.50	100.00	0.00	0.00	100.00
4 Petty Cash	100.00	43.54	43.54	100.00	0.00	0.00	100.00
5 Advance Travel	3,000.00	0.00	0.00	3,000.00	0.00	0.00	3,000.00
6 Revolving Checking	1,500.00	61.25	61.25	1,500.00	0.00	0.00	1,500.00
<b>Total Cash:</b>	<b>3,880,832.63</b>	<b>199,859.73</b>	<b>600,977.19</b>	<b>3,479,715.17</b>	<b>0.00</b>	<b>183,897.71</b>	<b>3,663,612.88</b>
	<b>3,880,832.63</b>	<b>199,859.73</b>	<b>600,977.19</b>	<b>3,479,715.17</b>	<b>0.00</b>	<b>183,897.71</b>	<b>3,663,612.88</b>

**TREASURER'S REPORT**  
**Outstanding Vouchers**

07/01/2025 To: 07/31/2025

PACIFIC COUNTY FIRE DISTRICT 1

As Of: 07/31/2025 Date: 08/07/2025  
 Time: 07:55:27 Page: 3

Year	Trans#	Date	Type	Acct#	War#	Vendor	Amount	Memo
2025	274	02/13/2025	Claims	1	28161	CATHY TIGER	134.39	REFUND ON ACCOUNT #41-2024-0789
2025	309	02/24/2025	Claims	1	28190	PACIFIC COUNTY FIRE DIST #1 LOCAL 3999	195.72	NEW TOWELS FOR ALL STATIONS
2025	1029	06/17/2025	Claims	1	28438	PLANTER BOX	70.11	MATS FOR FORCIBLE ENTRY PROP
2025	1115	07/30/2025	Payroll	1	28478	KATELYN R GLASSON	823.13	
2025	1136	07/30/2025	Payroll	1	28479	RICHARD SCHATZ	277.05	
2025	1162	07/10/2025	Claims	1	28491	[REDACTED]	94.25	REIMBURSE PURCHASES - ADMIN OFFICE KITCHEN SUPPLIES; BUCKETS FOR FIREWORKS SIGNS
2025	1166	07/10/2025	Claims	1	28494	PACIFIC COUNTY FIRE DISTRICT #3	1,800.00	1 BRUSH TRUCK WITH 2 OPERATORS FOR 7/4/25
2025	1167	07/10/2025	Claims	1	28495	PACIFIC SOLID WASTE	53.98	6/10 1.0 TON SCALE WEIGHT, 6/25 0.25 TON GARBAGE
2025	1173	07/10/2025	Claims	1	28501	SHOP N KART (SID'S)	9.18	DRAINIO FOR SHOWER - ST1
2025	1229	07/31/2025	Payroll	1	28515	SARAH ANDREWS	312.14	
2025	1230	07/31/2025	Payroll	1	28516	STEVE L BELLINGER	402.19	
2025	1231	07/31/2025	Payroll	1	28517	BROOKLYNN C CLARK	192.08	
2025	1232	07/31/2025	Payroll	1	28518	RILEY J CLAUSER	330.15	
2025	1233	07/31/2025	Payroll	1	28519	RONDIE K HUIRAS	519.46	
2025	1234	07/31/2025	Payroll	1	28520	RICHARD SCHATZ	414.19	
2025	1235	07/31/2025	Payroll	1	28521	TYLER STARKS	192.08	
2025	1236	07/31/2025	Payroll	1	28522	DELANO THOMAS	69.26	
2025	1237	07/31/2025	Payroll	1	28523	HARLEY E WAIT	366.17	
2025	1239	07/24/2025	Claims	1	28524	ASTORIA FORD, INC.	188.74	AIR ELEMENT ASY, ELEMENT AND GAS KIT
2025	1241	07/24/2025	Claims	1	28526	BOUND TREE MEDICAL, LLC	2,637.24	MEDICAL SUPPLIES - TAXED AND NOT TAXED; MEDICAL SUPPLIES - TAXED AND NOT TAXED; MEDICAL SUPPLIES - NOT TAXED AND NOT TAXED; MEDICAL SUPPLIES - NOT TAXED
2025	1242	07/24/2025	Claims	1	28527	CASCADE FIRE EQUIPMENT	1,238.08	COMPRESSOR SERVICE
2025	1243	07/24/2025	Claims	1	28528	E-Z PROPANE, LLC	347.44	ST1 PROPANE
2025	1244	07/24/2025	Claims	1	28529	ENDURIS WASHINGTON	116,546.00	POLICY YEAR 9/1/25-8/31/26
2025	1245	07/24/2025	Claims	1	28530	NORTH BEACH WATER	167.65	ST1D WATER; ST1 WATER
2025	1246	07/24/2025	Claims	1	28531	NORTHWEST SAFETY CLEAN	621.13	NFPA ADVANCED CLEANING OF TURNOUT PANTS, SUSPENDERS, GENERAL REPAIRS
2025	1249	07/24/2025	Claims	1	28534	PUD #2 OF PACIFIC COUNTY	836.43	ST3 ELECTRICITY; ST3 ELECTRICITY; ST2 ELECTRICITY; ST2 ELECTRICITY
2025	1250	07/24/2025	Claims	1	28535	SHOP N KART (SID'S)	5.99	24 PK OF WATER
2025	1251	07/24/2025	Claims	1	28536	VESTIS	142.32	7/15 LINEN SERVICE; 7/22 LINEN SERVICES

**TREASURER'S REPORT**  
**Outstanding Vouchers**

07/01/2025 To: 07/31/2025

As Of: 07/31/2025 Date: 08/07/2025  
 Time: 07:55:27 Page: 4

PACIFIC COUNTY FIRE DISTRICT 1

Year	Trans#	Date	Type	Acct#	War#	Vendor	Amount	Memo	
2025	1252	07/24/2025	Claims	1	28537	WESTLAKE HARDWARE	25.66	ANTI-SLIP TAPE, CAR CLEANING WIPES, HARDWARE FOR CHAINSAW	
2025	1253	07/24/2025	Claims	1	28538	ZOLL MEDICAL CORPORATION	2,592.55	PREVENTIVE MAINTENANCE - 1 YEAR; ELECTRODES	
2025	1254	07/24/2025	Payroll	1	28539	EMPLOYMENT SECURITY DEPARTMENT	4,776.04	Pay Cycle(s) 04/29/2025 To 04/29/2025 - PFML; Pay Cycle(s) 05/29/2025 To 05/29/2025 - PFML; Pay Cycle(s) 06/29/2025 To 06/29/2025 - PFML	
2025	1255	07/24/2025	Payroll	1	28540	EMPLOYMENT SECURITY DEPARTMENT	2,970.65	Pay Cycle(s) 04/29/2025 To 04/29/2025 - LONG TERM CARE; Pay Cycle(s) 05/29/2025 To 05/29/2025 - LONG TERM CARE; Pay Cycle(s) 06/29/2025 To 06/29/2025 - LONG TERM CARE	
2025	1256	07/24/2025	Payroll	1	28541	WA STATE DEPT OF LNI	44,546.26	2ND Quarter L&i: 04/01/2025 - 06/30/2025	
							<u>183,897.71</u>		
Fund							Claims	Payroll	Total
001 General Fund 651.100							127,706.86	56,190.85	183,897.71
							<u>127,706.86</u>	<u>56,190.85</u>	<u>183,897.71</u>

**TREASURER'S REPORT**  
**Signature Page**

PACIFIC COUNTY FIRE DISTRICT 1

Time: 07:55:27 Date: 08/07/2025  
Page: 5

07/01/2025 To: 07/31/2025

I, the undersigned officer for the Pacific County Fire District #1 have reviewed the foregoing report and acknowledge that to the best of our knowledge this report is accurate and true:

Signed: \_\_\_\_\_  
District Secretary / Date

# 2025 CASH FLOW - YEAR TO DATE

PACIFIC COUNTY FIRE DISTRICT 1

Time: 07:55:52 Date: 08/07/2025  
Page: 1

## January To July

	January	February	March	April	May	June	July	August	September	October	November	December	Total	Budgeted Amt	%
001 General Fund 651.100															
311 10 22 000 FIRE - Real and Persc	155,287.87	197,949.27	249,057.22	1,182,478.70	255,361.24	31,591.56	26,145.02	0.00	0.00	0.00	0.00	0.00	2,097,870.88	3,370,000.00	62%
311 10 26 000 EMS - Real and Persc	41,378.28	51,830.90	65,101.05	305,856.68	66,758.97	8,551.70	7,104.01	0.00	0.00	0.00	0.00	0.00	546,581.59	875,000.00	62%
312 10 00 000 Forest Excise Tax	0.00	168.32	0.00	0.00	269.76	0.00	0.00	0.00	0.00	0.00	0.00	0.00	438.08	0.00	0%
317 20 00 000 Leasehold Excise Tax	0.00	79.08	0.00	2,048.82	339.90	0.00	0.00	0.00	0.00	0.00	0.00	0.00	2,467.80	0.00	0%
322 90 00 000 Burn Permits	250.00	200.00	225.00	25.00	200.00	0.00	300.00	0.00	0.00	0.00	0.00	0.00	1,200.00	900.00	133%
<b>310 TAXES</b>	<b>196,916.15</b>	<b>250,227.57</b>	<b>314,383.27</b>	<b>1,490,409.20</b>	<b>322,929.87</b>	<b>40,143.26</b>	<b>33,549.03</b>	<b>0.00</b>	<b>0.00</b>	<b>0.00</b>	<b>0.00</b>	<b>0.00</b>	<b>2,648,558.35</b>	<b>4,245,900.00</b>	<b>62%</b>
331 04 90 001 Direct Federal Grants	44,651.30	0.00	0.00	0.00	0.00	0.00	0.00	0.00	0.00	0.00	0.00	0.00	44,651.30	0.00	0%
334 04 90 000 State Grant - DOH Pl	0.00	0.00	778.00	0.00	0.00	0.00	0.00	0.00	0.00	0.00	0.00	0.00	778.00	554.00	140%
330 State Grant	44,651.30	0.00	778.00	0.00	0.00	0.00	0.00	0.00	0.00	0.00	0.00	0.00	45,429.30	554.00	***%
342 20 00 000 Fire Protection Servk	0.00	0.00	0.00	12,424.36	822.19	0.00	0.00	0.00	0.00	0.00	0.00	0.00	13,246.55	25,000.00	53%
342 60 01 000 Ambulance and Erne	91,084.87	66,961.18	72,015.50	138,871.57	84,723.67	60,340.84	72,107.50	0.00	0.00	0.00	0.00	0.00	586,105.13	700,000.00	84%
<b>340</b>	<b>91,084.87</b>	<b>66,961.18</b>	<b>72,015.50</b>	<b>151,295.93</b>	<b>85,545.86</b>	<b>60,340.84</b>	<b>72,107.50</b>	<b>0.00</b>	<b>0.00</b>	<b>0.00</b>	<b>0.00</b>	<b>0.00</b>	<b>599,351.68</b>	<b>725,000.00</b>	<b>83%</b>
361 11 00 000 Investment Interest	0.00	12,380.41	10,023.25	10,206.84	10,163.47	15,318.90	14,626.88	0.00	0.00	0.00	0.00	0.00	72,719.75	100,000.00	73%
367 11 00 000 Gifts, Pledges, Grant:	0.00	0.00	100.00	0.00	0.00	0.00	0.00	0.00	0.00	0.00	0.00	0.00	100.00	0.00	0%
369 91 00 000 Other Misc Revenue:	290.33	5.00	9,037.75	5.00	0.00	61.00	5.00	0.00	0.00	0.00	0.00	0.00	9,404.08	0.00	0%
369 91 01 000 Misc Revenues - LNI	5,473.02	3,648.68	1,824.34	16,019.05	3,648.68	0.00	5,534.69	0.00	0.00	0.00	0.00	0.00	36,148.46	0.00	0%
369 91 01 001 Misc Revenues - BVF	0.00	0.00	0.00	0.00	0.00	0.00	1,824.34	0.00	0.00	0.00	0.00	0.00	1,824.34	1,000.00	182%
369 91 01 002 Misc Revenues - Trai	0.00	50.00	0.00	0.00	0.00	0.00	0.00	0.00	0.00	0.00	0.00	0.00	50.00	0.00	0%
<b>360</b>	<b>5,763.35</b>	<b>16,084.09</b>	<b>20,985.34</b>	<b>26,230.89</b>	<b>13,812.15</b>	<b>15,379.90</b>	<b>21,990.91</b>	<b>0.00</b>	<b>0.00</b>	<b>0.00</b>	<b>0.00</b>	<b>0.00</b>	<b>120,246.63</b>	<b>101,000.00</b>	<b>119%</b>
395 10 00 000 Proceeds From Sale	0.00	0.00	0.00	2,500.00	0.00	0.00	0.00	0.00	0.00	0.00	0.00	0.00	2,500.00	0.00	0%
395 20 00 000 Insurance Revenue fr	0.00	0.00	0.00	8,465.91	27,341.92	0.00	0.00	0.00	0.00	0.00	0.00	0.00	35,807.83	0.00	0%
390 Debt Proceeds	0.00	0.00	0.00	10,965.91	27,341.92	0.00	0.00	0.00	0.00	0.00	0.00	0.00	38,307.83	0.00	0%
<b>FUND REVENUES:</b>	<b>338,415.67</b>	<b>333,272.84</b>	<b>408,162.11</b>	<b>1,678,901.93</b>	<b>449,629.80</b>	<b>115,864.00</b>	<b>127,647.44</b>	<b>0.00</b>	<b>0.00</b>	<b>0.00</b>	<b>0.00</b>	<b>0.00</b>	<b>3,451,893.79</b>	<b>5,072,454.00</b>	<b>68%</b>
522 10 10 001 Commissioners	1,127.00	1,127.00	966.00	805.00	1,288.00	1,288.00	805.00	0.00	0.00	0.00	0.00	0.00	7,406.00	17,388.00	43%
522 10 10 002 District Chief	11,918.78	11,918.78	15,240.78	11,918.78	11,918.78	11,918.78	11,918.78	0.00	0.00	0.00	0.00	0.00	86,753.46	143,025.00	61%
522 10 10 003 District Secretary	7,004.00	22,004.00	7,004.00	7,004.00	7,004.00	7,004.00	7,004.00	0.00	0.00	0.00	0.00	0.00	64,028.00	84,048.00	76%
522 10 10 004 Admin Assistant	1,683.50	1,591.00	749.25	1,683.50	1,591.00	1,581.75	1,119.25	0.00	0.00	0.00	0.00	0.00	9,999.25	17,680.00	57%
522 10 10 005 Pub. Ed. Coordinator	4,999.58	9,999.58	4,999.58	4,999.58	4,999.58	4,999.58	4,999.58	0.00	0.00	0.00	0.00	0.00	39,997.06	62,995.00	63%
522 10 10 006 Chief Of Operations	10,508.96	25,508.96	10,508.96	10,508.96	10,508.96	10,508.96	10,508.96	0.00	0.00	0.00	0.00	0.00	88,562.72	129,745.00	68%
522 10 10 007 Chief Of Administrat	11,101.59	26,101.59	11,101.59	11,101.59	11,101.59	11,101.59	11,101.59	0.00	0.00	0.00	0.00	0.00	92,711.13	137,062.00	68%
522 10 10 010 Office Manager	0.00	0.00	0.00	0.00	0.00	0.00	0.00	0.00	0.00	0.00	0.00	0.00	0.00	50,000.00	0%
522 10 20 001 Labor & Industry	4,061.90	0.00	0.00	3,751.46	0.00	0.00	3,797.25	0.00	0.00	0.00	0.00	0.00	11,610.61	18,758.00	62%
522 10 20 002 LEOFF Retirement	1,783.76	1,783.76	1,783.76	1,783.76	1,783.76	1,783.76	1,783.76	0.00	0.00	0.00	0.00	0.00	12,486.32	21,721.00	57%
522 10 20 003 Medical/Dental	7,018.58	6,624.09	6,624.09	6,624.09	6,624.09	6,624.09	6,624.09	0.00	0.00	0.00	0.00	0.00	46,763.12	79,489.00	59%
522 10 20 004 Medicare	684.63	1,408.29	719.25	684.63	683.29	683.16	676.45	0.00	0.00	0.00	0.00	0.00	5,539.70	8,331.00	66%
522 10 20 005 PERS Retirement	1,248.89	1,238.46	1,161.78	1,246.89	1,238.46	1,237.62	732.25	0.00	0.00	0.00	0.00	0.00	8,102.35	15,006.00	54%
522 10 20 099 Deferred Compensat	0.00	0.00	21,678.00	0.00	0.00	0.00	0.00	0.00	0.00	0.00	0.00	0.00	21,678.00	0.00	0%

# 2025 CASH FLOW - YEAR TO DATE

PACIFIC COUNTY FIRE DISTRICT 1

Time: 07:55:52 Date: 08/07/2025  
Page: 2

## January To July

	January	February	March	April	May	June	July	August	September	October	November	December	Total	Budgeted Amt	%
001 General Fund 651.100															
522 10 31 001 Office and Operating	733.41	1,441.99	2,148.94	1,226.78	562.33	1,284.42	539.34	0.00	0.00	0.00	0.00	0.00	7,937.21	12,543.00	63%
522 10 31 002 Office Cleaning Supp	131.28	1,453.21	468.20	513.02	552.66	676.45	154.50	0.00	0.00	0.00	0.00	0.00	3,949.32	3,295.00	120%
522 10 35 001 Computer Hardware	541.00	323.52	0.00	0.00	1,655.10	12.71	540.98	0.00	0.00	0.00	0.00	0.00	3,073.31	2,000.00	154%
522 10 35 002 Computer Software	108.19	486.87	0.00	194.63	0.00	486.87	0.00	0.00	0.00	0.00	0.00	0.00	1,276.56	1,000.00	128%
522 10 40 001 Elections	0.00	4,691.93	0.00	0.00	0.00	0.00	0.00	0.00	0.00	0.00	0.00	0.00	4,691.93	7,000.00	67%
522 10 40 002 Ground Water Prope	0.00	321.20	0.00	0.00	0.00	0.00	0.00	0.00	0.00	0.00	0.00	0.00	321.20	350.00	92%
522 10 40 003 State Audit	0.00	0.00	0.00	0.00	0.00	0.00	0.00	0.00	0.00	0.00	0.00	0.00	0.00	20,000.00	0%
522 10 41 001 Legal Services / Publ	712.50	1,056.00	0.00	180.00	0.00	108.00	0.00	0.00	0.00	0.00	0.00	0.00	2,056.50	10,000.00	21%
522 10 41 002 Misc Professional Se	2,170.00	1,235.70	625.83	869.90	663.86	476.26	1,032.05	0.00	0.00	0.00	0.00	0.00	7,073.60	7,800.00	91%
522 10 42 001 Postage	321.86	48.71	21.74	127.72	28.44	278.84	43.54	0.00	0.00	0.00	0.00	0.00	870.85	1,063.00	82%
522 10 43 001 Travel Lodging	0.00	0.00	0.00	0.00	1,141.62	0.00	0.00	0.00	0.00	0.00	0.00	0.00	1,141.62	3,500.00	33%
522 10 43 002 Travel Meals	0.00	0.00	26.35	0.00	648.00	0.00	0.00	0.00	0.00	0.00	0.00	0.00	674.35	2,000.00	34%
522 10 43 003 Travel Mileage	72.80	0.00	96.04	0.00	0.00	0.00	0.00	0.00	0.00	0.00	0.00	0.00	168.84	2,500.00	7%
522 10 43 004 Travel Registration /	0.00	0.00	0.00	600.00	0.00	0.00	0.00	0.00	0.00	0.00	0.00	0.00	600.00	5,000.00	12%
522 10 46 001 Casualty & Liability I	0.00	0.00	658.00	250.00	17,282.00	0.00	116,546.00	0.00	0.00	0.00	0.00	0.00	134,736.00	141,365.00	95%
522 10 47 001 Electricity	1,594.58	1,814.46	1,886.30	1,860.51	1,763.67	1,632.96	1,597.05	0.00	0.00	0.00	0.00	0.00	12,149.53	18,500.00	66%
522 10 47 002 Garbage	439.71	610.59	422.41	434.51	455.25	434.51	463.49	0.00	0.00	0.00	0.00	0.00	3,260.47	5,149.00	63%
522 10 47 003 Natural Gas	147.62	1,073.33	1,622.24	0.00	366.00	0.00	590.68	0.00	0.00	0.00	0.00	0.00	3,799.87	5,844.00	65%
522 10 47 004 Sewer	155.00	530.20	155.00	530.20	310.00	375.20	155.00	0.00	0.00	0.00	0.00	0.00	2,210.60	4,055.00	55%
522 10 47 005 Telephone	1,644.06	1,700.38	1,700.38	1,700.38	1,727.76	1,702.25	2,698.51	0.00	0.00	0.00	0.00	0.00	12,873.72	20,151.00	64%
522 10 47 006 Water	514.41	356.80	197.75	321.86	412.88	352.33	355.51	0.00	0.00	0.00	0.00	0.00	2,511.54	4,424.00	57%
522 10 47 007 Wireless Communic	379.02	379.02	379.02	379.02	0.00	758.04	0.00	0.00	0.00	0.00	0.00	0.00	2,274.12	7,000.00	32%
522 10 47 008 Cable TV	103.86	0.00	297.52	279.53	355.21	359.20	89.80	0.00	0.00	0.00	0.00	0.00	1,485.12	3,708.00	40%
522 10 48 001 Computer Services	170.00	0.00	0.00	0.00	0.00	0.00	0.00	0.00	0.00	0.00	0.00	0.00	170.00	5,000.00	3%
522 10 49 001 Health & Wellness	47.61	135.00	182.61	336.66	977.10	104.56	182.61	0.00	0.00	0.00	0.00	0.00	1,966.15	8,000.00	25%
522 10 49 002 Memberships and S	566.41	188.00	2,832.29	617.38	0.00	0.00	143.00	0.00	0.00	0.00	0.00	0.00	4,347.08	18,000.00	24%
522 20 10 002 FF/EMT Salaries & W	106,425.92	103,148.72	117,867.99	97,520.75	98,303.25	96,926.57	97,996.57	0.00	0.00	0.00	0.00	0.00	718,189.77	1,191,445.00	60%
522 20 10 003 Maintenance Techni	4,351.38	4,314.05	4,388.71	4,556.70	4,314.05	4,314.05	4,388.71	0.00	0.00	0.00	0.00	0.00	30,627.65	90,000.00	34%
522 20 10 005 Volunteer Incentive I	4,459.00	0.00	0.00	7,449.00	0.00	0.00	2,814.50	0.00	0.00	0.00	0.00	0.00	14,722.50	25,000.00	59%
522 20 10 099 Timeless Payments (I	843.71	843.71	993.42	843.71	908.87	843.71	908.87	0.00	0.00	0.00	0.00	0.00	6,186.00	0.00	0%
522 20 20 001 Labor & Industry	20,686.73	0.00	0.00	22,589.46	0.00	0.00	22,930.77	0.00	0.00	0.00	0.00	0.00	66,206.96	113,219.00	58%
522 20 20 002 LEOFF Retirement	4,791.31	24,863.03	5,060.49	4,241.12	4,316.86	4,597.11	4,535.21	0.00	0.00	0.00	0.00	0.00	52,405.13	53,650.00	98%
522 20 20 003 Medical/Dental	18,915.26	15,685.18	19,094.20	12,939.54	13,821.40	9,914.22	13,380.47	0.00	0.00	0.00	0.00	0.00	103,750.27	225,067.00	46%
522 20 20 004 Medicare	1,600.10	1,487.39	1,705.42	1,517.33	1,418.08	1,397.17	1,455.54	0.00	0.00	0.00	0.00	0.00	10,581.03	19,422.00	54%
522 20 20 005 PERS Retirement	1,442.23	961.47	968.27	969.93	1,068.06	906.02	933.08	0.00	0.00	0.00	0.00	0.00	7,249.06	30,152.00	24%
522 20 20 006 Social Security	276.46	0.00	370.02	885.09	281.15	0.00	174.52	0.00	0.00	0.00	0.00	0.00	1,987.24	1,550.00	128%
522 20 20 099 Payroll Clearing	5,845.97	-1,205.03	-1,010.00	7,137.26	-1,225.16	-1,139.33	6,375.01	0.00	0.00	0.00	0.00	0.00	14,778.72	0.00	0%
522 20 31 001 Misc Supplies	438.34	2,549.20	337.65	535.37	214.19	975.78	414.44	0.00	0.00	0.00	0.00	0.00	5,464.97	4,409.00	124%
522 20 31 002 Uniforms / Gear Issu	1,224.45	225.28	0.00	225.89	0.00	2,179.42	0.00	0.00	0.00	0.00	0.00	0.00	3,691.96	17,500.00	21%
522 20 32 001 Fuel	0.00	931.20	684.99	881.86	1,253.83	947.95	2,475.45	0.00	0.00	0.00	0.00	0.00	7,175.28	14,500.00	49%
522 20 35 001 Vehicle Parts	1,456.93	699.61	2,646.15	2,333.97	285.73	1,686.48	2,195.90	0.00	0.00	0.00	0.00	0.00	11,304.77	15,000.00	75%
522 20 35 002 Misc Small Tools/Equ	670.93	168.73	356.58	28.62	535.41	0.00	148.00	0.00	0.00	0.00	0.00	0.00	1,908.27	3,000.00	64%
522 20 35 003 Radio Equipment	0.00	819.95	355.84	9.74	0.00	258.92	56.43	0.00	0.00	0.00	0.00	0.00	1,500.88	2,500.00	60%
522 20 40 001 Dispatch / Local Sup	0.00	0.00	0.00	0.00	3,254.39	0.00	0.00	0.00	0.00	0.00	0.00	0.00	3,254.39	6,509.00	50%
522 20 46 001 Pension & Relief	0.00	0.00	1,500.00	0.00	810.00	0.00	0.00	0.00	0.00	0.00	0.00	0.00	2,310.00	1,666.00	139%
522 20 48 001 Radio Repair/Mainte	0.00	0.00	0.00	53.45	91.97	0.00	0.00	0.00	0.00	0.00	0.00	0.00	145.42	2,226.00	7%

# 2025 CASH FLOW - YEAR TO DATE

PACIFIC COUNTY FIRE DISTRICT 1

January To July

Time: 07:55:52 Date: 08/07/2025  
Page: 3

	January	February	March	April	May	June	July	August	September	October	November	December	Total	Budgeted Amt	%
001 General Fund 651.100															
522 20 48 002 Small Equip. Repair/Tr	0.00	10.81	80.52	174.79	41.75	943.49	32.86	0.00	0.00	0.00	0.00	0.00	1,284.22	1,051.00	122%
522 20 48 003 Vehicle Repair/Maint	0.00	0.00	0.00	0.00	0.00	0.00	0.00	0.00	0.00	0.00	0.00	0.00	0.00	5,000.00	0%
522 20 49 001 Misc Services	0.00	2,000.63	107.15	1,190.00	0.00	14,116.60	3,659.21	0.00	0.00	0.00	0.00	0.00	21,073.59	23,488.00	93%
522 30 31 001 Fire Investigation Sup	0.00	0.00	0.00	0.00	236.57	0.00	0.00	0.00	0.00	0.00	0.00	0.00	236.57	500.00	47%
522 30 31 002 Public Education Sup	0.00	89.64	494.87	0.00	0.00	0.00	104.20	0.00	0.00	0.00	0.00	0.00	688.71	2,500.00	28%
522 40 31 001 Misc Supplies	865.77	772.81	0.00	1,375.49	111.40	1,522.34	832.95	0.00	0.00	0.00	0.00	0.00	5,480.76	5,000.00	113%
522 40 43 001 Training Lodging	0.00	0.00	0.00	2,592.24	1,066.88	86.00	0.00	0.00	0.00	0.00	0.00	0.00	3,745.12	3,000.00	125%
522 40 43 002 Training Meals	0.00	112.19	1,386.00	692.00	772.22	0.00	172.84	0.00	0.00	0.00	0.00	0.00	3,135.25	3,500.00	90%
522 40 43 003 Travel Mileage	0.00	0.00	0.00	0.00	396.20	0.00	0.00	0.00	0.00	0.00	0.00	0.00	396.20	500.00	79%
522 40 43 004 Travel Registration /	4,100.00	425.00	1,443.00	1,628.00	851.08	430.00	0.00	0.00	0.00	0.00	0.00	0.00	8,877.08	21,050.00	42%
522 40 49 002 Union Tuition	0.00	556.59	0.00	948.00	0.00	0.00	0.00	0.00	0.00	0.00	0.00	0.00	1,504.59	5,000.00	30%
522 50 31 001 Building Maintenance	1,241.17	1,168.59	433.00	1,229.81	1,228.84	700.53	47.04	0.00	0.00	0.00	0.00	0.00	6,048.98	4,000.00	151%
522 50 49 001 Building Maintenance	1,569.77	977.52	648.30	1,70.96	170.96	2,707.97	0.00	0.00	0.00	0.00	0.00	0.00	6,245.48	7,000.00	89%
526 10 10 002 FF/Paramedic Salarie	89,292.35	82,560.64	84,393.51	94,789.01	98,863.11	100,560.55	118,837.87	0.00	0.00	0.00	0.00	0.00	669,297.04	1,356,909.00	49%
526 10 10 003 Volunteer Reimburse	540.00	180.00	300.00	300.00	375.00	300.00	515.00	0.00	0.00	0.00	0.00	0.00	2,510.00	8,017.00	31%
526 10 20 001 Labor & Industry	17,964.15	0.00	0.00	15,391.10	0.00	0.00	17,818.24	0.00	0.00	0.00	0.00	0.00	51,173.49	98,018.00	52%
526 10 20 002 LEOFF Retirement	4,348.64	22,391.92	4,489.53	5,042.75	5,259.53	5,269.95	6,321.71	0.00	0.00	0.00	0.00	0.00	53,124.03	72,188.00	74%
526 10 20 003 Medical/Dental	11,353.85	10,720.32	10,720.32	12,093.14	13,363.08	12,728.11	12,728.11	0.00	0.00	0.00	0.00	0.00	83,706.93	187,602.00	45%
526 10 20 004 Medicare	1,302.56	1,199.73	1,228.06	1,378.79	1,438.96	1,462.48	1,730.64	0.00	0.00	0.00	0.00	0.00	9,741.22	19,675.00	50%
526 10 20 006 Social Security	33.48	11.16	18.60	18.60	23.25	18.60	31.93	0.00	0.00	0.00	0.00	0.00	155.62	497.00	31%
526 10 20 099 Deferred Comp Matc	940.00	940.00	940.00	1,040.00	1,040.00	1,040.00	1,190.00	0.00	0.00	0.00	0.00	0.00	7,130.00	0.00	0%
526 10 41 001 Biohazard Disposal	18.39	0.00	30.51	18.39	65.75	65.75	0.00	0.00	0.00	0.00	0.00	0.00	198.79	650.00	31%
526 10 41 002 Controlled Substanc	0.00	0.00	0.00	0.00	0.00	0.00	0.00	0.00	0.00	0.00	0.00	0.00	0.00	400.00	0%
526 40 30 001 Supplies	27.02	440.00	62.03	27.05	0.00	0.00	52.42	0.00	0.00	0.00	0.00	0.00	608.52	2,000.00	30%
526 40 43 001 Travel Lodging	0.00	418.21	0.00	0.00	0.00	0.00	0.00	0.00	0.00	0.00	0.00	0.00	418.21	2,000.00	21%
526 40 43 002 Travel Meals	0.00	503.34	19.85	0.00	1,040.00	0.00	0.00	0.00	0.00	0.00	0.00	0.00	1,563.19	5,000.00	31%
526 40 43 003 Travel Mileage	0.00	845.81	0.00	0.00	0.00	0.00	0.00	0.00	0.00	0.00	0.00	0.00	845.81	500.00	169%
526 40 43 004 Travel Registration F	0.00	197.13	0.00	104.00	0.00	0.00	0.00	0.00	0.00	0.00	0.00	0.00	301.13	5,000.00	6%
526 70 41 001 Ambulance Billing Se	0.00	3,676.78	2,960.12	6,859.58	2,834.29	0.00	3,584.82	0.00	0.00	0.00	0.00	0.00	19,915.59	37,740.00	53%
526 70 41 003 IFT Services	25,000.00	0.00	0.00	0.00	0.00	0.00	0.00	0.00	0.00	0.00	0.00	0.00	25,000.00	25,000.00	100%
526 70 49 001 Ambulance Payment	0.00	213.52	0.00	0.00	0.00	404.02	0.00	0.00	0.00	0.00	0.00	0.00	617.54	2,000.00	31%
526 70 49 002 GEMT Refunds	0.00	0.00	0.00	0.00	0.00	0.00	0.00	0.00	0.00	0.00	0.00	0.00	0.00	60,000.00	0%
526 80 31 001 Medical & Operatic	4,301.28	10,875.41	6,296.12	2,199.51	7,666.25	7,639.96	3,446.40	0.00	0.00	0.00	0.00	0.00	42,424.93	62,000.00	68%
526 80 32 001 Fuel	0.00	3,564.62	3,531.67	3,618.87	2,692.08	3,050.36	3,930.01	0.00	0.00	0.00	0.00	0.00	20,387.61	50,000.00	41%
526 80 35 001 Vehicle Parts	1,152.01	1,257.04	4,233.39	1,145.87	29.80	494.51	214.12	0.00	0.00	0.00	0.00	0.00	8,526.74	10,000.00	85%
526 80 35 002 Misc Small Tools/Equ	0.00	0.00	0.00	0.00	0.00	0.00	0.00	0.00	0.00	0.00	0.00	0.00	0.00	1,200.00	0%
526 80 48 001 Medical Equip. Repai	0.00	24.88	513.69	0.00	0.00	0.00	2,207.28	0.00	0.00	0.00	0.00	0.00	2,745.85	2,500.00	110%
526 80 48 003 Vehicle Repairs & Mi	0.00	0.00	0.00	170.63	13.99	0.00	0.00	0.00	0.00	0.00	0.00	0.00	184.62	5,000.00	4%
526 80 51 001 Dispatch / Local Sup	0.00	0.00	0.00	0.00	21,271.98	0.00	0.00	0.00	0.00	0.00	0.00	0.00	21,271.98	42,544.00	50%
520 FIRE	411,171.65	428,779.20	375,907.63	391,225.82	378,211.25	345,123.18	524,844.14	0.00	0.00	0.00	0.00	0.00	2,855,262.87	5,059,344.00	56%
591 22 71 001 Principal	0.00	0.00	0.00	0.00	0.00	35,000.00	0.00	0.00	0.00	0.00	0.00	0.00	35,000.00	51,509.00	68%
592 22 83 001 Interest	0.00	0.00	0.00	0.00	0.00	34,250.00	0.00	0.00	0.00	0.00	0.00	0.00	34,250.00	58,928.00	58%
594 22 60 001 Buildings	77,021.28	49,377.12	26,802.91	22,923.53	1,459.84	0.00	0.00	0.00	0.00	0.00	0.00	0.00	177,584.68	15,000.00	***%
594 22 60 002 Communication Equ	0.00	1,784.44	0.00	0.00	0.00	0.00	0.00	0.00	0.00	0.00	0.00	0.00	1,784.44	2,000.00	89%

# 2025 CASH FLOW - YEAR TO DATE

PACIFIC COUNTY FIRE DISTRICT 1

Time: 07:55:52 Date: 08/07/2025  
Page: 4

## January To July

001 General Fund 651.100	January	February	March	April	May	June	July	August	September	October	November	December	Total	Budgeted Amt	%
594 22 60 003 Office Equipment	0.00	3,267.10	267.91	1,252.96	0.00	0.00	0.00	0.00	0.00	0.00	0.00	0.00	4,787.97	12,000.00	40%
594 22 60 004 Equipment & Turnou	0.00	0.00	0.00	0.00	0.00	0.00	0.00	0.00	0.00	0.00	0.00	0.00	0.00	15,000.00	0%
594 22 60 005 Fire Hose	0.00	0.00	0.00	5,234.23	0.00	0.00	0.00	0.00	0.00	0.00	0.00	0.00	5,234.23	6,000.00	87%
594 22 60 006 Misc Equipment	0.00	1,140.10	0.00	0.00	0.00	0.00	0.00	0.00	0.00	0.00	0.00	0.00	1,140.10	0.00	0%
594 26 60 001 Ambulance/Rechassi	215,034.68	0.00	0.00	0.00	0.00	0.00	0.00	0.00	0.00	0.00	0.00	0.00	215,034.68	225,000.00	56%
594 26 60 002 Misc Medical Equipn	3,920.76	3,920.76	4,280.57	3,920.76	17,151.16	3,920.76	3,920.76	0.00	0.00	0.00	0.00	0.00	41,035.53	48,000.00	85%
590	295,976.72	59,489.52	31,351.39	33,331.48	18,611.00	73,170.76	3,920.76	0.00	0.00	0.00	0.00	0.00	515,851.63	433,437.00	119%

FUND EXPENDITURES: 707,148.37 488,268.72 407,259.02 424,557.30 396,822.25 418,293.94 528,764.90 0.00 0.00 0.00 0.00 0.00 0.00 3,371,114.50 5,492,781.00 €1%

FUND GAIN/LOSS: -368,732.70 -154,995.88 903.09 1,254,344.63 52,807.55 -302,429.94 -401,117.46 0.00 0.00 0.00 0.00 0.00 80,779.29

FUND NET POSITION: -368,732.70 -523,728.58 -522,825.49 731,519.14 784,326.69 481,896.75 80,779.29 80,779.29 80,779.29 80,779.29 80,779.29 80,779.29 80,779.29 80,779.29



## 2025 BUDGET POSITION

PACIFIC COUNTY FIRE DISTRICT 1

Time: 07:56:12 Date: 08/07/2025

Page: 1

**001 General Fund 651.100**

Months: 01 To: 07

Revenues	Amt Budgeted	Revenues	Remaining	
<b>310 TAXES</b>				
311 10 00 000	Sale Of Tax Title Property	0.00	0.00	0.00 0.0%
311 10 22 000	FIRE - Real and Personal Property Taxes	3,370,000.00	2,097,870.88	1,272,129.12 62.3%
311 10 26 000	EMS - Real and Personal Property Taxes	875,000.00	546,581.59	328,418.41 62.5%
312 10 00 000	Forest Excise Tax	0.00	438.08	(438.08) 0.0%
317 20 00 000	Leasehold Excise Tax	0.00	2,467.80	(2,467.80) 0.0%
318 00 00 000	Other Tax	0.00	0.00	0.00 0.0%
322 90 00 000	Burn Permits	900.00	1,200.00	(300.00) 133.3%
<b>310 TAXES</b>		<b>4,245,900.00</b>	<b>2,648,558.35</b>	<b>1,597,341.65 62.4%</b>
<b>330 State Grant</b>				
331 04 90 001	Direct Federal Grants (FEMA) SAFER	0.00	44,651.30	(44,651.30) 0.0%
331 04 90 002	Direct Federal Grants (FEMA) AFG	0.00	0.00	0.00 0.0%
332 92 10 000	Covid-19 Non-Grant Assistance	0.00	0.00	0.00 0.0%
332 93 40 000	Ground Emergency Medical Transportation	0.00	0.00	0.00 0.0%
333 04 90 000	Grant - HSGP Citizen Corps Program	0.00	0.00	0.00 0.0%
333 10 61 000	Indirect Federal Grant - DNR Phase II	0.00	0.00	0.00 0.0%
333 97 03 000	WA State Military Dept Emergency Mgmt Div	0.00	0.00	0.00 0.0%
334 00 00 001	State Grant - L&I FIIRE Program	0.00	0.00	0.00 0.0%
334 01 30 000	State Grant - WSP FF Recruit Academy	0.00	0.00	0.00 0.0%
334 04 90 000	State Grant - DOH Prehospital	554.00	778.00	(224.00) 140.4%
334 04 90 001	State Grant - DOH Stroke	0.00	0.00	0.00 0.0%
334 04 90 003	State Direct/Indirect Grant From Department Of Health	0.00	0.00	0.00 0.0%
334 06 90 001	State Grant - Secretary Of State Archives	0.00	0.00	0.00 0.0%
338 22 00 000	Fire Control Services (State Mobs, Etc.)	0.00	0.00	0.00 0.0%
<b>330 State Grant</b>		<b>554.00</b>	<b>45,429.30</b>	<b>(44,875.30) 8200.2%</b>
342 20 00 000	Fire Protection Services (Fire Protection Contracts)	25,000.00	13,246.55	11,753.45 53.0%
342 60 01 000	Ambulance and Emergency Aid Services (Transports)	700,000.00	586,105.13	113,894.87 83.7%
342 60 02 000	Ambulance & Emergency Aid Services (Naselle Dist #4 payments)	0.00	0.00	0.00 0.0%
<b>340</b>		<b>725,000.00</b>	<b>599,351.68</b>	<b>125,648.32 82.7%</b>
359 90 00 000	Miscellaneous Fines and Penalties (Illegal burning)	0.00	0.00	0.00 0.0%
<b>350</b>		<b>0.00</b>	<b>0.00</b>	<b>0.00 0.0%</b>
361 11 00 000	Investment Interest	100,000.00	72,719.75	27,280.25 72.7%
367 11 00 000	Gifts, Pledges, Grants and Bequests from Private Sources	0.00	100.00	(100.00) 0.0%
369 91 00 000	Other Misc Revenues (Include reimb for expenditures)	0.00	9,404.08	(9,404.08) 0.0%
369 91 01 000	Misc Revenues - LNI Reimbursements for Timeloss/LEP	0.00	36,148.46	(36,148.46) 0.0%
369 91 01 001	Misc Revenues - BVFF Reimburse	1,000.00	1,824.34	(824.34) 182.4%

## 2025 BUDGET POSITION

PACIFIC COUNTY FIRE DISTRICT 1

Time: 07:56:12 Date: 08/07/2025

Page: 2

**001 General Fund 651.100**

Months: 01 To: 07

Revenues	Amt Budgeted	Revenues	Remaining	
<b>360</b>				
369 91 01 002 Misc Revenues - Training	0.00	50.00	(50.00)	0.0%
<b>360</b>	<b>101,000.00</b>	<b>120,246.63</b>	<b>(19,246.63)</b>	<b>119.1%</b>
388 80 00 000 Prior Year Cash Adjustment	0.00	0.00	0.00	0.0%
389 10 00 000 Refunds / Misc Non Revenues	0.00	0.00	0.00	0.0%
<b>380</b>	<b>0.00</b>	<b>0.00</b>	<b>0.00</b>	<b>0.0%</b>
<b>390 Debt Proceeds</b>				
391 10 00 000 General Obligation Bond Proceeds	0.00	0.00	0.00	0.0%
391 90 00 000 Other Debt Proceeds	0.00	0.00	0.00	0.0%
395 10 00 000 Proceeds From Sale of Capital Assets (Equipment, etc.)	0.00	2,500.00	(2,500.00)	0.0%
395 20 00 000 Insurance Revenue for Loss/Impairment of Capital Assets	0.00	35,807.83	(35,807.83)	0.0%
<b>390 Debt Proceeds</b>	<b>0.00</b>	<b>38,307.83</b>	<b>(38,307.83)</b>	<b>0.0%</b>
<b>Fund Revenues:</b>	<b>5,072,454.00</b>	<b>3,451,893.79</b>	<b>1,620,560.21</b>	<b>68.1%</b>
Expenditures	Amt Budgeted	Expenditures	Remaining	
<b>520 FIRE</b>				
522 10 10 001 Commissioners	17,388.00	7,406.00	9,982.00	42.6%
522 10 10 002 District Chief	143,025.00	86,753.46	56,271.54	60.7%
522 10 10 003 District Secretary	84,048.00	64,028.00	20,020.00	76.2%
522 10 10 004 Admin Assistant	17,680.00	9,999.25	7,680.75	56.6%
522 10 10 005 Pub. Ed. Coordinator	62,995.00	39,997.06	22,997.94	63.5%
522 10 10 006 Chief Of Operations	129,745.00	88,562.72	41,182.28	68.3%
522 10 10 007 Chief Of Administration	137,062.00	92,711.13	44,350.87	67.6%
522 10 10 008 Chief Of EMS & Safety	0.00	0.00	0.00	0.0%
522 10 10 009 DC Volunteer Coordinator	0.00	0.00	0.00	0.0%
522 10 10 010 Office Manager	50,000.00	0.00	50,000.00	0.0%
522 10 20 001 Labor & Industry	18,758.00	11,610.61	7,147.39	61.9%
522 10 20 002 LEOFF Retirement	21,721.00	12,486.32	9,234.68	57.5%
522 10 20 003 Medical/Dental	79,489.00	46,763.12	32,725.88	58.8%
522 10 20 004 Medicare	8,331.00	5,539.70	2,791.30	66.5%
522 10 20 005 PERS Retirement	15,006.00	8,102.35	6,903.65	54.0%
522 10 20 006 Social Security	0.00	0.00	0.00	0.0%
522 10 20 007 Unemployment Compensation	0.00	0.00	0.00	0.0%
522 10 20 099 Deferred Compensation Contribution	0.00	21,678.00	(21,678.00)	0.0%
522 10 31 001 Office and Operating Supplies	12,543.00	7,937.21	4,605.79	63.3%
522 10 31 002 Office Cleaning Supplies	3,295.00	3,949.32	(654.32)	119.9%
522 10 35 001 Computer Hardware	2,000.00	3,073.31	(1,073.31)	153.7%
522 10 35 002 Computer Software	1,000.00	1,276.56	(276.56)	127.7%
522 10 40 001 Elections	7,000.00	4,691.93	2,308.07	67.0%
522 10 40 002 Ground Water Property Tax	350.00	321.20	28.80	91.8%
522 10 40 003 State Audit	20,000.00	0.00	20,000.00	0.0%

## 2025 BUDGET POSITION

PACIFIC COUNTY FIRE DISTRICT 1

Time: 07:56:12 Date: 08/07/2025

Page: 3

001 General Fund 651.100

Months: 01 To: 07

Expenditures	Amt Budgeted	Expenditures	Remaining	
<b>520 FIRE</b>				
522 10 40 004	0.00	0.00	0.00	0.0%
Fire Suppression And Emergency Medical Services - Other Services And Charges				
522 10 41 001	10,000.00	2,056.50	7,943.50	20.6%
Legal Services / Publications				
522 10 41 002	7,800.00	7,073.60	726.40	90.7%
Misc Professional Services				
522 10 42 001	1,063.00	870.85	192.15	81.9%
Postage				
522 10 43 001	3,500.00	1,141.62	2,358.38	32.6%
Travel Lodging				
522 10 43 002	2,000.00	674.35	1,325.65	33.7%
Travel Meals				
522 10 43 003	2,500.00	168.84	2,331.16	6.8%
Travel Mileage				
522 10 43 004	5,000.00	600.00	4,400.00	12.0%
Travel Registration / Fee				
522 10 46 001	141,365.00	134,736.00	6,629.00	95.3%
Casualty & Liability Insurance				
522 10 47 001	18,500.00	12,149.53	6,350.47	65.7%
Electricity				
522 10 47 002	5,149.00	3,260.47	1,888.53	63.3%
Garbage				
522 10 47 003	5,844.00	3,799.87	2,044.13	65.0%
Natural Gas				
522 10 47 004	4,055.00	2,210.60	1,844.40	54.5%
Sewer				
522 10 47 005	20,151.00	12,873.72	7,277.28	63.9%
Telephone				
522 10 47 006	4,424.00	2,511.54	1,912.46	56.8%
Water				
522 10 47 007	7,000.00	2,274.12	4,725.88	32.5%
Wireless Communications				
522 10 47 008	3,708.00	1,485.12	2,222.88	40.1%
Cable TV				
522 10 48 001	5,000.00	170.00	4,830.00	3.4%
Computer Services				
522 10 49 001	8,000.00	1,966.15	6,033.85	24.6%
Health & Wellness				
522 10 49 002	18,000.00	4,347.08	13,652.92	24.2%
Memberships and Subscriptions				
<b>210</b>	<b>1,104,495.00</b>	<b>711,257.21</b>	<b>393,237.79</b>	<b>64.4%</b>
522 20 10 001	0.00	0.00	0.00	0.0%
Training Officer				
522 20 10 002	1,191,445.00	718,189.77	473,255.23	60.3%
FF/EMT Salaries & Wages				
522 20 10 003	90,000.00	30,627.65	59,372.35	34.0%
Maintenance Technician				
522 20 10 004	0.00	0.00	0.00	0.0%
Resident Interns				
522 20 10 005	25,000.00	14,722.50	10,277.50	58.9%
Volunteer Incentive Program				
522 20 10 006	0.00	0.00	0.00	0.0%
Volunteer Fire Mobilization Pay				
522 20 10 099	0.00	6,186.00	(6,186.00)	0.0%
Timeloss Payments (Disability)				
522 20 20 001	113,219.00	66,206.96	47,012.04	58.5%
Labor & Industry				
522 20 20 002	53,650.00	52,405.13	1,244.87	97.7%
LEOFF Retirement				
522 20 20 003	225,067.00	103,750.27	121,316.73	46.1%
Medical/Dental				
522 20 20 004	19,422.00	10,581.03	8,840.97	54.5%
Medicare				
522 20 20 005	30,152.00	7,249.06	22,902.94	24.0%
PERS Retirement				
522 20 20 006	1,550.00	1,987.24	(437.24)	128.2%
Social Security				
522 20 20 007	0.00	0.00	0.00	0.0%
Unemployment Compensation				
522 20 20 008	0.00	0.00	0.00	0.0%
BVFF Volunteer Disability - Reimbursable				
522 20 20 099	0.00	14,778.72	(14,778.72)	0.0%
Payroll Clearing				
522 20 31 001	4,409.00	5,464.97	(1,055.97)	124.0%
Misc Supplies				
522 20 31 002	17,500.00	3,691.96	13,808.04	21.1%
Uniforms / Gear Issue				
522 20 32 001	14,505.00	7,175.28	7,329.72	49.5%
Fuel				
522 20 35 001	15,000.00	11,304.77	3,695.23	75.4%
Vehicle Parts				
522 20 35 002	3,000.00	1,908.27	1,091.73	63.6%
Misc Small Tools/Equip				
522 20 35 003	2,500.00	1,500.88	999.12	60.0%
Radio Equipment				
522 20 40 001	6,509.00	3,254.39	3,254.61	50.0%
Dispatch / Local Support Svcs				
522 20 46 001	1,666.00	2,310.00	(644.00)	138.7%
Pension & Relief				
522 20 48 001	2,226.00	145.42	2,080.58	6.5%
Radio Repair/Maintenance				
522 20 48 002	1,051.00	1,284.22	(233.22)	122.2%
Small Equip. Repair/Maintenance				
522 20 48 003	5,000.00	0.00	5,000.00	0.0%
Vehicle Repair/Maintenance				

## 2025 BUDGET POSITION

PACIFIC COUNTY FIRE DISTRICT 1

Time: 07:56:12 Date: 08/07/2025

Page: 4

001 General Fund 651.100

Months: 01 To: 07

Expenditures	Amt Budgeted	Expenditures	Remaining	
<b>520 FIRE</b>				
522 20 49 001 Misc Services	23,488.00	21,073.59	2,414.41	89.7%
220	1,846,359.00	1,085,798.08	760,560.92	58.8%
522 30 31 001 Fire Investigation Supplies	500.00	236.57	263.43	47.3%
522 30 31 002 Public Education Supplies	2,500.00	688.71	1,811.29	27.5%
522 30 49 001 Newsletter	0.00	0.00	0.00	0.0%
230	3,000.00	925.28	2,074.72	30.8%
522 40 31 001 Misc Supplies	5,000.00	5,480.76	(480.76)	109.6%
522 40 43 001 Training Lodging	3,000.00	3,745.12	(745.12)	124.8%
522 40 43 002 Training Meals	3,500.00	3,135.25	364.75	89.6%
522 40 43 003 Travel Mileage	500.00	396.20	103.80	79.2%
522 40 43 004 Travel Registration / Fee	21,050.00	8,877.08	12,172.92	42.2%
522 40 49 001 Resident Tuition	0.00	0.00	0.00	0.0%
522 40 49 002 Union Tuition	5,000.00	1,504.59	3,495.41	30.1%
240	38,050.00	23,139.00	14,911.00	60.8%
522 50 31 001 Building Maintenance Supplies	4,000.00	6,048.98	(2,048.98)	151.2%
522 50 49 001 Building Maintenance Services	7,000.00	6,245.48	754.52	89.2%
250	11,000.00	12,294.46	(1,294.46)	111.8%
526 10 10 001 EMS Coordinator	0.00	0.00	0.00	0.0%
526 10 10 002 FF/Paramedic Salaries & Wages	1,356,909.00	669,297.04	687,611.96	49.3%
526 10 10 003 Volunteer Reimbursement	8,017.00	2,510.00	5,507.00	31.3%
526 10 10 099 Timeloss Payments (Disability)	0.00	0.00	0.00	0.0%
526 10 20 001 Labor & Industry	98,018.00	51,173.49	46,844.51	52.2%
526 10 20 002 LEOFF Retirement	72,188.00	53,124.03	19,063.97	73.6%
526 10 20 003 Medical/Dental	187,602.00	83,706.93	103,895.07	44.6%
526 10 20 004 Medicare	19,675.00	9,741.22	9,933.78	49.5%
526 10 20 005 PERS Retirement	0.00	0.00	0.00	0.0%
526 10 20 006 Social Security	497.00	155.62	341.38	31.3%
526 10 20 007 Unemployment Compensation	0.00	0.00	0.00	0.0%
526 10 20 099 Deferred Comp Match	0.00	7,130.00	(7,130.00)	0.0%
526 10 31 001 Office & Operating Supplies	0.00	0.00	0.00	0.0%
526 10 41 001 Biohazard Disposal	650.00	198.79	451.21	30.6%
526 10 41 002 Controlled Substances Disposal	400.00	0.00	400.00	0.0%
610	1,743,956.00	877,037.12	866,918.88	50.3%
526 40 30 001 Supplies	2,000.00	608.52	1,391.48	30.4%
526 40 43 001 Travel Lodging	2,000.00	418.21	1,581.79	20.9%
526 40 43 002 Travel Meals	5,000.00	1,563.19	3,436.81	31.3%
526 40 43 003 Travel Mileage	500.00	845.81	(345.81)	169.2%
526 40 43 004 Travel Registration Fee	5,000.00	301.13	4,698.87	6.0%
526 40 43 005 OTEP	0.00	0.00	0.00	0.0%
640	14,500.00	3,736.86	10,763.14	25.8%
526 70 41 001 Ambulance Billing Services	37,740.00	19,915.59	17,824.41	52.8%
526 70 41 002 GEMT Services	0.00	0.00	0.00	0.0%
526 70 41 003 IFT Services	25,000.00	25,000.00	0.00	100.0%

## 2025 BUDGET POSITION

PACIFIC COUNTY FIRE DISTRICT 1

Time: 07:56:12 Date: 08/07/2025

Page: 5

001 General Fund 651.100

Months: 01 To: 07

Expenditures	Amt Budgeted	Expenditures	Remaining	
<b>520 FIRE</b>				
526 70 49 001	Ambulance Payment Refunds	2,000.00	617.54	1,382.46 30.9%
526 70 49 002	GEMT Refunds	60,000.00	0.00	60,000.00 0.0%
<b>670</b>		<b>124,740.00</b>	<b>45,533.13</b>	<b>79,206.87 36.5%</b>
526 80 31 001	Medical & Operating Supplies	62,000.00	42,424.93	19,575.07 68.4%
526 80 32 001	Fuel	50,000.00	20,387.61	29,612.39 40.8%
526 80 35 001	Vehicle Parts	10,000.00	8,526.74	1,473.26 85.3%
526 80 35 002	Misc Small Tools/Equip	1,200.00	0.00	1,200.00 0.0%
526 80 48 001	Medical Equip. Repairs & Maintenance	2,500.00	2,745.85	(245.85) 109.8%
526 80 48 002	Radio Repairs & Maintenance	0.00	0.00	0.00 0.0%
526 80 48 003	Vehicle Repairs & Maintenance	5,000.00	184.62	4,815.38 3.7%
526 80 51 001	Dispatch / Local Support Svcs	42,544.00	21,271.98	21,272.02 50.0%
<b>680</b>		<b>173,244.00</b>	<b>95,541.73</b>	<b>77,702.27 55.1%</b>
<b>520 FIRE</b>		<b>5,059,344.00</b>	<b>2,855,262.87</b>	<b>2,204,081.13 56.4%</b>
<b>580 Non-Expenditures</b>				
586 00 00 001	Timeloss Passthrough To Employee	0.00	0.00	0.00 0.0%
586 00 20 003	Timeloss Passthrough - Personnel Benefits	0.00	0.00	0.00 0.0%
<b>580 Non-Expenditures</b>		<b>0.00</b>	<b>0.00</b>	<b>0.00 0.0%</b>
591 22 71 001	Principal	51,509.00	35,000.00	16,509.00 67.9%
592 22 83 001	Interest	58,928.00	34,250.00	24,678.00 58.1%
594 22 60 001	Buildings	15,000.00	177,584.68	(162,584.68) 1183.9%
594 22 60 002	Communication Equipment	2,000.00	1,784.44	215.56 89.2%
594 22 60 003	Office Equipment	12,000.00	4,787.97	7,212.03 39.9%
594 22 60 004	Equipment & Turnout Gear	15,000.00	0.00	15,000.00 0.0%
594 22 60 005	Fire Hose	6,000.00	5,234.23	765.77 87.2%
594 22 60 006	Misc Equipment	0.00	1,140.10	(1,140.10) 0.0%
594 22 60 007	SCBA Firefighting Equipment	0.00	0.00	0.00 0.0%
594 22 60 008	Engines	0.00	0.00	0.00 0.0%
594 26 60 001	Ambulance/Rechassis	225,000.00	215,034.68	9,965.32 95.6%
594 26 60 002	Misc Medical Equipment	48,000.00	41,035.53	6,964.47 85.5%
<b>590</b>		<b>433,437.00</b>	<b>515,851.63</b>	<b>(82,414.63) 119.0%</b>
<b>Fund Expenditures:</b>		<b>5,492,781.00</b>	<b>3,371,114.50</b>	<b>2,121,666.50 61.4%</b>
<b>Fund Excess/(Deficit):</b>		<b>(420,327.00)</b>	<b>80,779.29</b>	

## 2025 BUDGET POSITION TOTALS

PACIFIC COUNTY FIRE DISTRICT 1

Months: 01 To: 07

Time: 07:56:12

Date: 08/07/2025

Page: 6

Fund	Revenue Budgeted	Received		Expense Budgeted	Spent	
001 General Fund 651.100	5,072,454.00	3,451,893.79	68.1%	5,492,781.00	3,371,114.50	61%
	5,072,454.00	3,451,893.79	68.1%	5,492,781.00	3,371,114.50	61.4%



**PACIFIC COUNTY FIRE DISTRICT #1**  
**HISTORICAL TAX COLLECTION TRENDS**  
 2019-PRESENT

	2020		2021		2022		2023		2024		2025	
	\$ COLLECTED	% COLLECTED	\$ COLLECTED	% COLLECTED	\$ COLLECTED	% COLLECTED	\$ COLLECTED	% COLLECTED	\$ COLLECTED	% COLLECTED	\$ COLLECTED	% COLLECTED
TOTAL TAX BUDGETED	\$ 14,806.68	0.54%	\$ 57,833.99	1.91%	\$ 11,561.42	0.37%	\$ 15,797.01	0.50%	\$ 117,707.68	3.50%	\$ 196,666.15	4.63%
FIRE TAX BUDGETED	\$ 218,849.29	7.94%	\$ 268,566.94	8.85%	\$ 274,875.25	8.84%	\$ 283,945.40	8.93%	\$ 238,681.72	7.10%	\$ 249,780.17	5.88%
EMS TAX BUDGETED	\$ 209,647.93	7.60%	\$ 255,398.22	8.41%	\$ 262,111.69	8.43%	\$ 224,943.69	7.07%	\$ 203,781.74	6.06%	\$ 314,158.27	7.40%
	\$ 879,678.69	31.91%	\$ 1,098,617.96	36.19%	\$ 1,044,534.08	33.59%	\$ 1,051,356.82	33.06%	\$ 1,176,675.88	35.02%	\$ 1,488,335.38	35.06%
	\$ 231,232.67	8.39%	\$ 188,851.31	6.22%	\$ 320,049.85	10.29%	\$ 362,692.32	11.41%	\$ 245,549.68	7.31%	\$ 322,120.21	7.59%
	\$ 121,915.61	4.42%	\$ 49,826.87	1.64%	\$ 36,140.22	1.16%	\$ 30,677.03	0.96%	\$ 31,945.85	0.95%	\$ 40,143.26	0.95%
	\$ 46,281.87	1.68%	\$ 27,218.87	0.90%	\$ 21,390.15	0.69%	\$ 90,303.24	2.84%	\$ 21,358.18	0.64%	\$ 33,249.03	0.99%
	\$ 84,451.70	3.06%	\$ 70,417.73	2.32%	\$ 78,274.52	2.52%	\$ 43,865.76	1.38%	\$ 112,323.93	3.34%		
	\$ 60,014.36	2.18%	\$ 61,932.13	2.04%	\$ 64,493.87	2.07%	\$ 59,677.89	1.88%	\$ 72,643.11	2.16%		
	\$ 660,097.49	23.94%	\$ 702,388.68	23.14%	\$ 781,936.58	25.14%	\$ 825,952.67	25.97%	\$ 847,310.41	25.22%		
	\$ 211,520.52	7.67%	\$ 215,848.22	7.11%	\$ 153,767.33	4.94%	\$ 133,299.25	4.19%	\$ 132,646.94	3.95%		
	\$ 32,635.83	1.18%	\$ 22,974.27	0.76%	\$ 11,390.18	0.37%	\$ 17,478.42	0.55%	\$ 21,194.23	0.63%		
	\$ 1,722,412.74	62.47%	\$ 1,946,314.16	64.12%	\$ 1,970,662.66	63.37%	\$ 2,059,715.51	64.77%	\$ 2,035,700.73	59.95%	\$ 2,644,452.47	62.50%

COLLECTION AS OF JULY

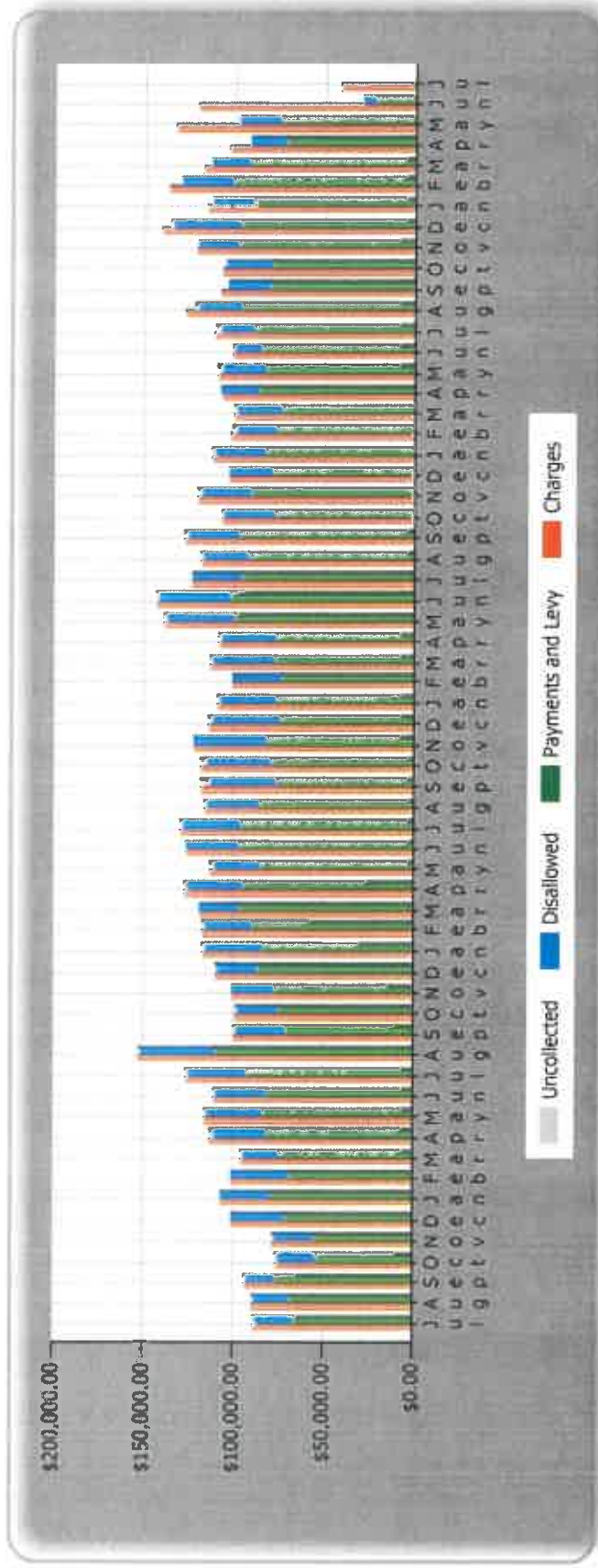
ANNUAL COLLECTION STATISTICS

Date Of Service	07/01/2020
Date Of Service	07/31/2025
Invoices	0
Company	Pacific 1

Month	Tickets	Charges	Payments	%	Levy Fund	%	Disallowed	%	Uncollected	%	Pending	%
Jul 20	103	89,029.03	-60,301.50	68%	-5,654.38	6%	-22,321.27	25%	-751.88	1%	0.00	0%
Aug 20	99	89,357.24	-64,846.60	73%	-3,268.44	4%	-20,749.59	23%	-492.61	1%	0.00	0%
Sep 20	103	93,813.15	-70,846.60	76%	-5,456.66	6%	-16,665.01	18%	-844.88	1%	0.00	0%
Oct 20	79	76,395.05	-51,686.49	68%	-2,301.84	3%	-21,530.67	28%	-876.05	1%	0.00	0%
Nov 20	82	78,224.94	-52,281.23	67%	-2,698.53	3%	-22,219.98	28%	-1,025.20	1%	0.00	0%
Dec 20	104	101,289.58	-66,573.53	66%	-4,638.40	5%	-30,077.65	30%	0.00	0%	0.00	0%
Jan 21	112	107,020.21	-72,125.07	67%	-7,429.36	7%	-27,465.78	26%	0.00	0%	0.00	0%
Feb 21	98	101,027.70	-61,864.67	61%	-8,430.44	9%	-31,747.33	31%	0.00	0%	0.00	0%
Mar 21	110	95,825.37	-65,759.16	69%	-6,373.76	6%	-20,963.77	22%	-672.00	1%	0.00	0%
Apr 21	120	113,706.08	-75,636.20	67%	-8,510.14	7%	-29,429.37	26%	-2,266.75	2%	0.00	0%
May 21	116	115,826.10	-74,575.39	64%	-8,510.14	7%	-32,105.57	28%	-635.00	1%	0.00	0%
Jun 21	114	111,087.13	-75,823.76	68%	-5,979.77	5%	-27,979.94	25%	-1,303.66	1%	0.00	0%
Jul 21	134	126,576.02	-87,386.87	69%	-5,035.27	4%	-32,827.23	26%	-1,326.65	1%	0.00	0%
Aug 21	161	153,127.90	-102,706.63	67%	-7,449.95	5%	-41,603.66	27%	-1,367.66	1%	0.00	0%
Sep 21	108	100,184.88	-66,229.73	66%	-4,930.19	5%	-27,959.23	28%	-1,065.73	1%	0.00	0%
Oct 21	112	99,145.52	-66,321.04	67%	-9,042.63	9%	-23,033.42	23%	-748.43	1%	0.00	0%
Nov 21	111	100,980.14	-67,021.16	66%	-10,135.93	10%	-23,823.05	24%	0.00	0%	0.00	0%
Dec 21	120	110,535.44	-78,314.69	71%	-8,419.54	8%	-23,221.33	21%	-579.88	1%	0.00	0%
Jan 22	111	116,949.64	-76,578.75	65%	-6,614.50	6%	-33,403.30	29%	-353.09	0%	0.00	0%
Feb 22	119	117,512.94	-82,579.87	70%	-7,519.53	6%	-27,123.54	23%	-290.00	0%	0.00	0%
Mar 22	133	119,152.24	-90,629.12	76%	-6,077.99	5%	-22,445.13	19%	0.00	0%	0.00	0%
Apr 22	123	127,453.72	-89,315.60	70%	-5,981.44	5%	-31,324.05	25%	-832.63	1%	0.00	0%
May 22	123	112,742.19	-81,189.51	72%	-4,643.84	4%	-25,642.34	23%	-1,266.50	1%	0.00	0%
Jun 22	125	126,941.50	-89,353.04	70%	-7,317.46	6%	-30,271.00	24%	0.00	0%	0.00	0%
Jul 22	138	129,638.66	-86,072.35	66%	-9,539.01	7%	-33,198.98	26%	-828.32	1%	0.00	0%
Aug 22	129	116,776.94	-74,738.08	64%	-10,617.35	9%	-30,124.63	26%	-1,296.88	1%	0.00	0%
Sep 22	120	118,407.00	-68,561.68	58%	-8,332.82	7%	-36,669.10	31%	-4,962.40	4%	0.00	0%
Oct 22	123	118,407.00	-69,596.25	59%	-10,187.91	9%	-35,705.21	30%	-2,917.63	2%	0.00	0%
Nov 22	115	122,418.50	-73,504.70	60%	-7,588.22	6%	-41,325.58	34%	0.00	0%	0.00	0%
Dec 22	118	114,241.50	-69,795.29	61%	-4,918.14	4%	-37,455.07	33%	-2,073.00	2%	0.00	0%
Jan 23	106	109,596.50	-71,440.20	65%	-4,939.57	5%	-32,616.23	30%	-590.50	1%	0.00	0%
Feb 23	93	100,523.50	-67,533.28	67%	-5,370.81	5%	-27,619.41	27%	0.00	0%	0.00	0%
Mar 23	108	113,717.00	-72,997.25	64%	-4,627.03	4%	-35,323.67	31%	-769.05	1%	0.00	0%
Apr 23	110	107,891.00	-69,110.68	64%	-6,981.18	6%	-30,525.33	28%	-1,263.81	1%	0.00	0%
May 23	133	138,629.50	-91,502.65	66%	-7,978.79	6%	-39,048.06	28%	-100.00	0%	0.00	0%
Jun 23	138	143,105.50	-95,521.15	67%	-6,847.29	5%	-39,433.06	28%	-1,304.00	1%	0.00	0%
Jul 23	141	123,049.00	-88,463.17	72%	-7,154.68	6%	-27,431.15	22%	0.00	0%	0.00	0%
Aug 23	135	118,371.50	-84,711.23	72%	-6,938.19	6%	-25,879.58	22%	-842.50	1%	0.00	0%
Sep 23	142	127,261.00	-87,883.50	69%	-8,516.48	7%	-29,163.52	23%	-1,697.50	1%	0.00	0%
Oct 23	120	107,192.00	-69,858.98	65%	-7,566.60	7%	-29,257.10	27%	-509.32	0%	0.00	0%
Nov 23	125	120,545.50	-79,576.33	66%	-10,963.09	9%	-27,961.08	23%	-2,045.00	2%	0.00	0%
Dec 23	113	102,588.50	-73,975.64	72%	-4,342.44	4%	-24,271.42	24%	0.00	0%	0.00	0%
Jan 24	128	112,287.00	-75,615.30	67%	-7,252.41	6%	-28,248.98	25%	-881.50	1%	288.81	0%

Feb 24	108	102,098.50	-72,770.71	71 %	-3,661.63	4 %	-22,318.28	22 %	-2,425.00	2 %	922.88	1 %
Mar 24	113	100,376.50	-65,951.84	66 %	-7,585.53	8 %	-25,903.63	26 %	-935.50	1 %	0.00	0 %
Apr 24	121	107,183.00	-78,544.71	73 %	-8,051.22	8 %	-21,223.89	20 %	0.00	0 %	-636.82	-1 %
May 24	119	109,592.50	-72,424.91	66 %	-10,057.50	9 %	-24,533.09	22 %	-2,577.00	2 %	0.00	0 %
Jun 24	109	100,885.00	-75,603.44	75 %	-8,718.03	9 %	-16,475.13	16 %	-88.60	0 %	-0.20	0 %
Jul 24	128	111,636.50	-79,243.53	71 %	-9,430.72	8 %	-19,825.25	18 %	-1,664.50	1 %	1,472.50	1 %
Aug 24	130	127,511.00	-85,776.98	67 %	-10,034.30	8 %	-24,759.22	19 %	-1,904.00	1 %	5,036.50	4 %
Sep 24	118	108,406.50	-75,446.74	70 %	-4,669.69	4 %	-23,726.03	22 %	0.00	0 %	4,564.04	4 %
Oct 24	106	107,167.50	-72,659.27	68 %	-6,536.21	6 %	-26,205.63	24 %	0.00	0 %	1,766.39	2 %
Nov 24	127	121,427.50	-81,055.35	67 %	-16,363.98	13 %	-22,808.50	19 %	0.00	0 %	1,199.67	1 %
Dec 24	142	141,097.50	-87,112.17	62 %	-10,146.23	7 %	-37,141.10	26 %	-1,745.50	1 %	4,952.50	4 %
Jan 25	113	115,743.50	-79,329.13	69 %	-9,913.81	9 %	-23,031.51	20 %	0.00	0 %	3,469.05	3 %
Feb 25	144	136,770.00	-82,481.98	60 %	-18,825.38	14 %	-28,049.50	21 %	0.00	0 %	7,413.14	5 %
Mar 25	117	117,224.00	-76,070.08	65 %	-15,849.62	14 %	-21,268.98	18 %	0.00	0 %	4,035.32	3 %
Apr 25	108	102,825.00	-65,903.36	64 %	-6,187.30	6 %	-19,569.55	19 %	0.00	0 %	11,164.79	11 %
May 25	137	132,544.50	-71,935.69	54 %	-2,304.19	2 %	-23,757.53	18 %	0.00	0 %	34,547.09	26 %
Jun 25	117	119,978.00	-21,773.57	18 %	0.00	0 %	-8,152.35	7 %	0.00	0 %	90,052.08	75 %
Jul 25	45	42,081.00	0.00	0 %	0.00	0 %	0.00	0 %	0.00	0 %	42,081.00	100 %
<b>7,157</b>		<b>6,833,218.81</b>	<b>-4,484,487.38</b>		<b>-440,323.04</b>		<b>-1,645,959.54</b>		<b>-50,120.11</b>		<b>212,328.74</b>	

**All amounts shown relate directly to each month's charges. They will not reconcile to monthly deposit reports**





MIKE PELLICCIOTTI, *Chair*  
State Treasurer

BOB FERGUSON  
Governor

State of Washington  
STATE FINANCE COMMITTEE

DENNY HECK  
Lieutenant Governor

State of Washington, Certificate of Participation  
**LOCAL PROGRAM STATEMENT**

Pacific County Fire Protection District 1  
07/31/2025

Series: LP\_2024B  
Contract Number: 1244-1-1  
Account Number: PAC1244-1-1  
Property Description: Fire training facility

Date	Description	Document Type	Transaction Amount	Account Balance
<b><u>Held Money</u></b>				
06/30/2025	Beginning Balance			115,186.59
07/31/2025	Lease LGIP Interest Earnings	Non-Cash JV	429.62	115,616.21
<b><u>Additional Proceeds</u></b>				
06/30/2025	Beginning Balance			0.00
			<b>Total Remaining:</b>	<u>115,616.21</u>

To meet IRS spend-down requirements, the Account Balance on December 25, 2025 should be less than or equal to: **0.00**

U.S. Bank will post on its Washington State fiscal agent website, on or about mid-May and mid-November, a statement for the debt service amount due on the first of the following month. The site address is <https://pivot.usbank.com/wmss/web/pivot/home>. Please contact Carolyn Morrison at [carolyn.morrison@usbank.com](mailto:carolyn.morrison@usbank.com) or 206-344-4678 if you have questions about the website or access to it. If your agency is not a self-treasurer, payment is made through your county treasurer.

Please contact me if you have any questions at (360) 902-9005 or e-mail me at [Stephanie.Richardson@tre.wa.gov](mailto:Stephanie.Richardson@tre.wa.gov).

Stephanie Richardson  
COP Financial Analyst

cc: Renee Goodin, Pacific County



*Proudly Serving Since 1940*

## COMMISSIONER'S MEETING AGENDA ITEM INFORMATION

**Meeting Date:** 8/11/25

**Agenda Item (to be completed by the office):** New Business #1

**Requestor:** District Secretary

**Subject:** Purchase of Administrative Office Printer/Copier – Konica Minolta BH C361i

**Cost (including tax):** \$8,115.00 plus monthly service cost.

**Summary:**

This new model copier/printer would replace both the main device in the administrative office and replace the home office-sized color printer. The current copier was purchased in 2014, and is no longer compatible with our server; no software updates are available for this device.

All features on the machine are what we currently have with the addition of a color print option.

The cost is all-inclusive of machine, installation, delivery, and training.

The monthly fee is \$0.05 per color page and \$0.008 per black and white page. The current cost per black and white page is \$0.018.

This purchase would be through the established Washington State Bid contract #26723.

We did budget for this purchase in 2025.

**Recommendation:**

Approve the purchase of a Konica Minolta BH C361i using Washington State Bid Contract #26723 in the amount of \$8,115.00, including tax, plus month service cost.



## PACIFIC OFFICE AUTOMATION

— PROBLEM SOLVED —

Pacific County Fire District #1

State of Washington Contract - 26723

Replace Konica Minolta BH 364e

### Proposed Device:

Konica Minolta BH C361i

- Print/Copy/Scan
- 4 x 550 Sheet universal paper trays
- Internal Stapling Finisher
- Automatic document Feeder
- Prints/Copies at 36 pages per minute

Purchase Price:        \$7,500.00

Pricing Includes Installation/Delivery/Training

Service Cost Per page:

Color -                .05  
B/W -                 .008

Service cost per page includes everything it takes to make a copy excluding paper. All parts, toner, labor, etc.

### Contact Information:

Jeffrey D. Simon  
Pacific Office Automation  
(503) 601-2315





*Proudly Serving Since 1940*

## COMMISSIONER'S MEETING AGENDA ITEM INFORMATION

<b>Meeting Date:</b> 8/19/2025
<b>Agenda Item (to be completed by the office):</b> NB#2
<b>Requestor:</b> Mike DeConto
<b>Subject:</b> FireVent Prop Purchase
<b>Cost (including tax):</b> \$31,754.20 (Total cost includes delivery, professional installation, and in-service training.)
<b>Summary:</b> The purchase and installation of the FireVent 10ft x 16ft Portable Unit would add several beneficial features to our existing training structure including: <ul style="list-style-type: none"><li>• Roof operation training that meets the fall protection requirements of WAC 296-305-05502.</li><li>• Ability to train fire fighters in vertical ventilation tactics at an elevated height.</li><li>• Laddering of roofs and vertical ventilation operations on roofs of varying pitches.</li><li>• Ladder Truck Operations including working from the platform, mounting and dismounting platform.</li><li>• Prop will provide night operations lighting powered by the generator we currently have assigned to the training grounds.</li></ul> <p>We have direct experience with the FireVent product through the Washington State Fire Academy. FireVent has shown to provide a quality product and is a sole source provider.</p>
<b>Recommendation:</b>  To approve the purchase of: <ul style="list-style-type: none"><li>• FireVent 10 x 16 Portable Unit</li><li>• Mounting Tracks</li><li>• Hydraulic System</li><li>• Night Operations Lighting</li></ul>



Price Quote For:  
 Pacific County Fire  
 District #1  
 (Portable Unit)

FireVent, LLC.  
 5998 Morgan Mill Rd.  
 Carson City, NV 89701  
 Phone: 775-230-9953 Fax: 775-883-2387

Date: 08 / 08 / 25

Billing Information		Shipping Address	
Agency:	Pacific County Fire District #1	Agency:	
Contact:	Mike DeConto	Contact:	
Address:	26110 Ridge Ave.	Address:	
City/state/zip:	Ocean Park, WA. 98640	City/State/Zip:	
Phone:	360-244-9255	Phone:	

Email: deconto@pcf1.org

Shipping Method:

Common Freight Carrier

Order Information:

Qty	Product Description	Amount Each	Amount
1	FireVent 10x16 Portable Unit (10ft x 16ft roofing platform)		\$16,500.00
1	Mounting Tracks		\$1,400.00
1	Hydraulic System (includes installation and in-service training, see note below)		\$7,400.00
1	Night Operations Lighting		\$2,800.00
	*See second page of quote for available options*		
		Subtotal:	\$28,100.00
		Tax:	See note below
		Shipping:	\$1,350.00
		<b>Total:</b>	<b>\$29,450.00</b>

Notes:

- 1) FireVent, LLC will not charge or collect any out of state sales tax. Sales and/or Use tax must be settled by the buyer with their state. (If not tax exempt)
- 2) Shipping by common freight carrier. Shipping quote is approximate, cost at time of delivery will be applied.
- 3) Forklift is required to unload unit from delivery truck.
- 4) Due to fluctuating steel prices, quote is valid for 6 months.



To: Whom it may concern  
From: FireVent, LLC.  
Subject: **Sole Source Provider**  
Date: 03/15/25

The purpose of this letter is to state that FireVent, LLC is the designer and manufacturer of the **FireVent Portable Unit**. FireVent, LLC has sole proprietary manufacturing rights. The **FireVent Portable Unit** is a patented product and protected under United States Patent Number 11,844,974. Any attempt to replicate or reproduce the FireVent Auto-X Simulator would result in patent infringement. FireVent, LLC is the Sole Source Provider and distributor for the FireVent Portable Units. **There are no other companies or manufacturers that have any product that resembles the FireVent Portable Units in their product line.**

Thank you,

Rod Temple, GM.  
rod@FireVent.us


# FireVent®

FireFighter Training Equipment



US PATENTS # 8.360.782, # 9.646.515, # 10.242.594, # 11.844.974

The Hands-On Training You Need...Where You Need It.



[www.FireVent.us](http://www.FireVent.us)

## The Hands-On Training You Need...Where You Need It.

Extremely mobile, versatile and affordable. Designed to give firefighters valuable hands on training while remaining in service at their station. Numerous single engine or truck company evolutions. This heavy duty, rugged and self-contained unit is ideal for individual departments or to be shared by multiple agencies.



- Variable Pitch, Vertical Ventilation,
- Gable End Ventilation (Elevated Vertical Wall),
- Forcible Entry
- Overhead Door Forcible Entry/Cutting,
- Confined Space Entry,
- Activated Sprinkler Heads With Fire Department Connection.
- Salvage & Overhaul.
- Haz-Mat Dome Leak Simulator.
- Through The Floor / Basement Rescue.
- Ceiling (Sheet Rock) Pulling / Breaching.
- Second Story Window Rescue and Ladder Evolutions.
- Firefighter Bailout Window.
- Many Other Possible Training Evolutions



**Mobile • Versatile • Affordable**



## Portable Units



FireVent's Portable Units are designed to be easy to set up and take down and move from location to location. These units are able to go from a flat position to a 12/12 pitch. There are currently two sizes available; 8ft x 12ft and 10ft x 16ft.

- Completely Portable, Easy To Set Up And Take Down.
- Use Outside Or Inside, At Individual Stations Or The Training Center.
- Two Sizes Currently Available: 8ft x 12ft & 10ft x 16ft.
- Able To Go From Flat To 12/12 pitch.
- All Tubular Steel Construction.
- All Components Are Powder Coated.
- Able To Mount On Shipping Container.
- Patent Pending





5998 MORGAN MILL RD CARSON CITY, NV 89701

P: 775.230.9953 F: 775.883.2387

info@FireVent.us

## PRODUCT INFORMATION




### Mobile Units

Our mobile units have a very unique, innovative and fully patented design that allows the props to open and close, from the traveling position to the training position, with the use of two heavy-duty hydraulic cylinders. Mobile FireVent units are much more than just ventilation props; they are multi-discipline training units. There are three base model units that can be customized and configured with numerous options to meet your department's needs.



### Stationary Units



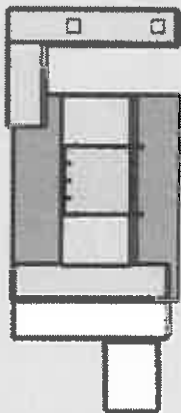
Our stationary units are an excellent addition to a planned or established training center. Each stationary unit is extremely heavy duty and well made. They are custom-built at the time of order with the same high-quality materials and craftsmanship as the mobile units. The stationary units are designed and engineered in a modular fashion to enable ease of shipping and erecting on site. Stationary units can be placed and secured on a slab or footing style foundation.

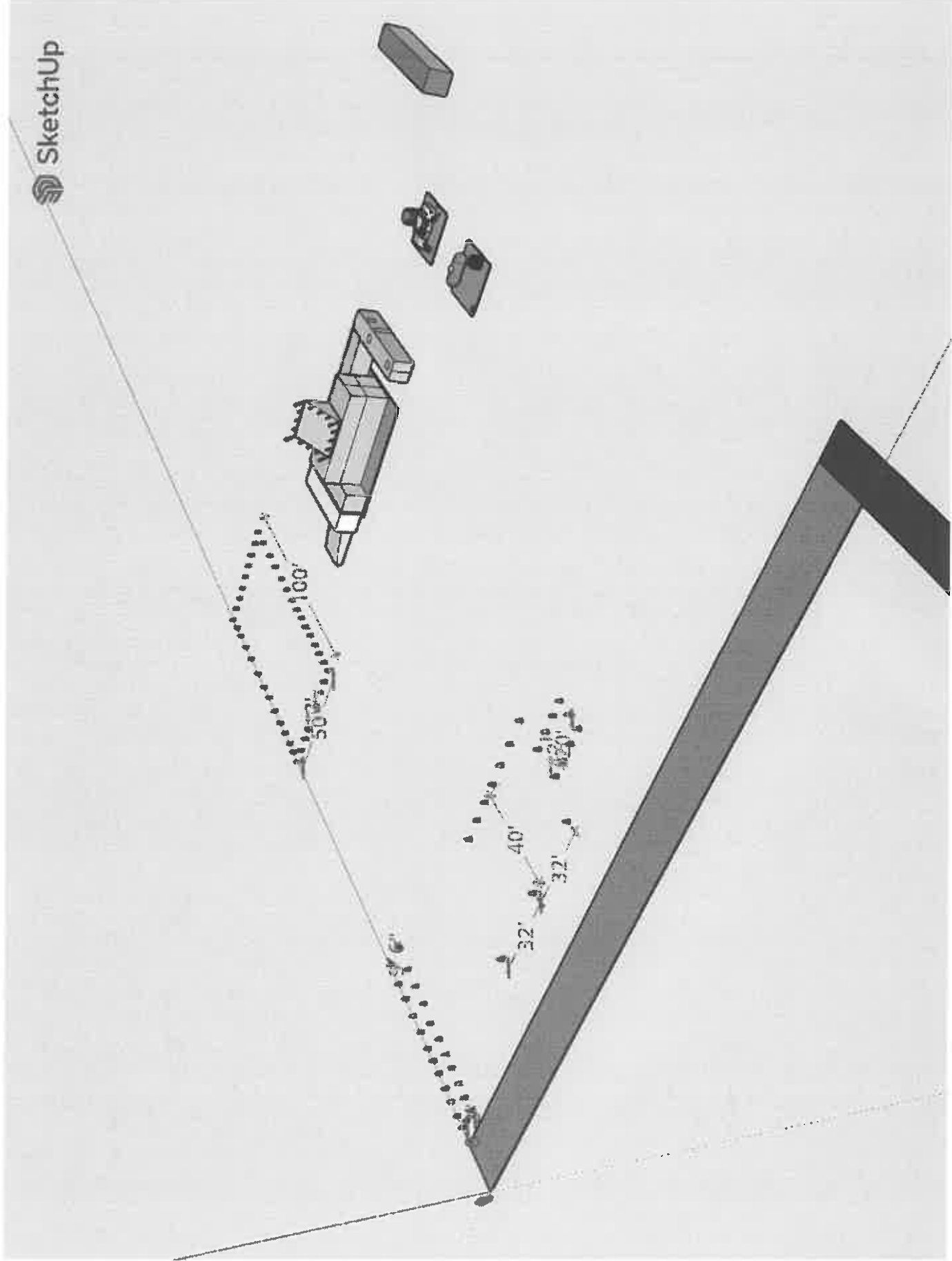
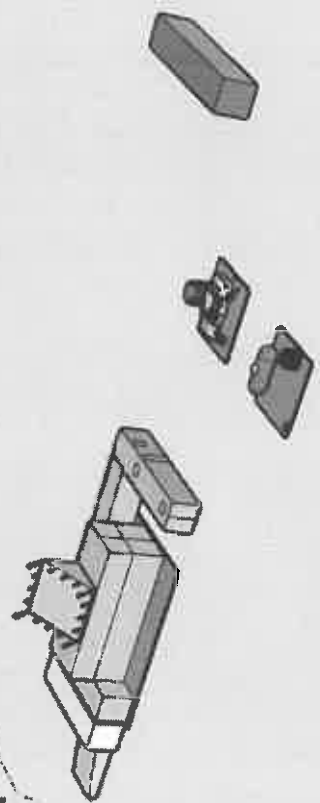


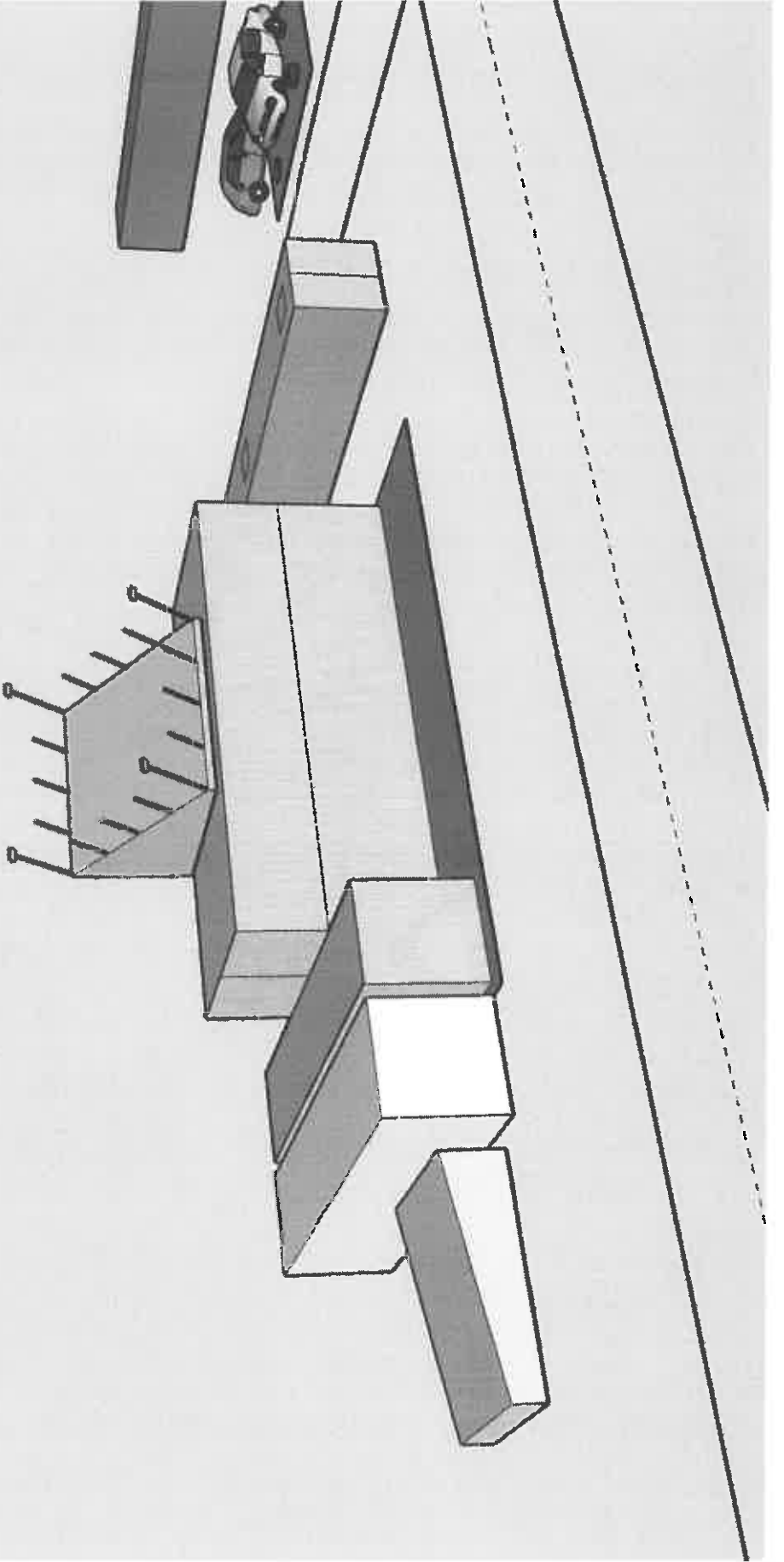
### Auto-X Simulator


The Auto-X Simulator is excellent for entry-level learning (academy setting) or first-time exposure to the extrication tools (hydraulic spreaders, cutters, ram and sawzall, rotary saw, and rescue strut). The Auto-X allows for the safe use and operation of the tools in a controlled environment, with predictable results, and enables high repetition (lots of tool time) for students to gain confidence and understanding of the tools, making time spent with acquired vehicles far more productive.













*Proudly Serving Since 1940*

**COMMISSIONER'S MEETING  
AGENDA ITEM INFORMATION**

<b>Meeting Date:</b> 8/19/2025
<b>Agenda Item (to be completed by the office):</b> NB#3
<b>Requestor:</b> Mike DeConto
<b>Subject:</b> Storage Container Purchase
<b>Cost (including tax):</b>
<b>Summary:</b> The purchase and delivery of an additional high cube container would add storage space to the training property. The addition of storage space needs has been identified as we have begun using the training grounds. The storage space will be used for: <ul style="list-style-type: none"><li>• Training prop and supply storage</li><li>• Property maintenance tool and equipment storage.</li></ul> We are currently storing props, materials, and tools in one of the containers that is part of the training structure. Having a separate container will allow secure and protected storage from training activities.
<b>Recommendation:</b> To approve the purchase of: <ul style="list-style-type: none"><li>• 40' High Cube Container, "Cargo Worthy" condition.</li></ul>



# Estimate

132 Estep Rd.  
Chehalis, WA 98532  
360-262-0500 Office  
360-262-3139 Fax  
[www.dryboxusa.com](http://www.dryboxusa.com)

Date	Estimate #
08/11/2025	171919-1

Bill To
Pacific County Fire District 26110 Ridge Avenue Ocean Park, WA 98640

QTY	Description	Price Each	Amount
1	40' High Cube Container Sale, Used - Cargo Worthy	\$3,500.00	\$3,500.00
1	Delivery on TBD to 16808 Pacific Hwy Long Beach , WA 98631	\$750.00	\$750.00

<b>Subtotal</b>	<b>\$4,250.00</b>
<b>Sales Tax (8.4%)</b>	<b>\$357.00</b>
<b>Total</b>	<b>\$4,607.00</b>

Sales Rep	Phone #	Fax #	Email	Website
Mikail Bullock	(360) 996-6524	360-262-3139	mikail@drybox.com	<a href="http://www.dryboxusa.com">www.dryboxusa.com</a>

Quotes valid for 7 days and subject to inventory availability. Terms and conditions apply.



*Proudly Serving Since 1940*

**COMMISSIONER'S MEETING  
AGENDA ITEM INFORMATION**

<b>Meeting Date:</b> 8/13/2025
<b>Agenda Item (to be completed by the office):</b> New Business #4
<b>Requestor:</b> Chief Brundage
<b>Subject:</b> County Wildfire Plan, Resolution 2025-03 – Resolution Adopting the 2025 Pacific County Community Wildfire Protection Plan (CWPP)
<b>Cost (including tax):</b>
<b>Summary:</b>
<b>Recommendation:</b> Approve Resolution 2025-03 – Resolution Adopting the 2025 Pacific County Community Wildfire Protection Plan (CWPP).



# **Pacific County Fire District No. 1**

## **Resolution 2025-03**

### **RESOLUTION ADOPTING THE 2025 PACIFIC COUNTY COMMUNITY WILDFIRE PROTECTION PLAN (CWPP)**

**WHEREAS**, Community Wildfire Protection Plans ("CWPP") are authorized and defined in Title I of the Healthy Forests Restoration Act (HFRA) passed by Congress on November 21, 2003, and signed into law by President Bush on December 3, 2003; and

**WHEREAS**, CWPPs, as described in the HFRA, bring together diverse local interests to discuss their mutual concerns for public safety, community sustainability and natural resources; AND

**WHEREAS**, CWPPs offer a positive, solution-oriented environment in which to address challenges such as: local firefighting capability, the need for defensible space around homes and subdivision, and where and how to prioritize land management on both federal and non-federal land; AND

**WHEREAS**, the participating jurisdictions of Pacific County have worked together to develop a strategy known as the Pacific County Community Wildfire Protection Plan to improve community fire preparedness; AND

**WHEREAS**, the Fire District has reviewed and affirms that the Plan will be updated no less than every five years.

**NOW, THEREFORE, BE IT RESOLVED** by Board of Commissioners of Pacific County Fire District 1 as follows:

1. **Adoption of 2025 Pacific County Community Wildfire Protection Plan.** The Board hereby adopts the Plan, in accordance with the Healthy Forests Restoration Act, as this jurisdiction's Community Wildfire Protection Plan, and resolves to execute the actions in the Plan.
2. **Severability.** If any part, section, subsection, sentence, clause or phrase of this Resolution is for any reason held to be invalid, such invalidity shall not affect the validity of the remaining provisions.
3. **Effective Date.** This Resolution shall take effect and be enforced immediately upon its approval by the Board.

ADOPTED at a regular meeting of the Board of Commissioners of Pacific County Fire District 1 on August 19<sup>th</sup>, 2025, the following Commissioners being present and voting.

---

Fred H. Hill, Commissioner

---

Thomas L. Downer, Commissioner

---

Dennis A. Long, Commissioner

Attest: \_\_\_\_\_  
District Secretary



*Proudly Serving Since 1940*

**COMMISSIONER'S MEETING  
AGENDA ITEM INFORMATION**

<b>Meeting Date:</b> 8/19/2025
<b>Agenda Item (to be completed by the office):</b> New Business #5
<b>Requestor:</b> Chief Brundage
<b>Subject:</b> CBA Article 19 – Paramedic School Reimbursement Revision
<b>Cost (including tax):</b>
<b>Summary:</b> This revision to the current CBA's Article 19 cleans up the current language and also adds signature lines for the District, union, and employee.  The purpose is to memorialize that all parties affirm their understanding of all provisions of the article.
<b>Recommendation:</b> Approve the revision to Article 19 – Paramedic School Reimbursement.

**ARTICLE 19 – Paramedic School Reimbursement**

**Section 19.1**

Upon approval of the Fire Chief, the District shall reimburse employees for any out-of-pocket expenses for tuition, books, travel, travel time, and/or lodging related to attending Paramedic school/training. Lodging will be reimbursed, upon prior approval of the Fire Chief and recommended by the institution conducting the Paramedic school/training.

Reimbursement of expenses is contingent upon the employee committing to maintain employment as a Paramedic for at least two (2) years from the date of State Paramedic issuance. The contract will be in writing and approved by the District, Union, and employee. If an employee breaches the contract before completing two (2) years of District service as a Paramedic, they will be responsible for reimbursing the District for the expenses they were originally reimbursed. This repayment will be paid via personal check and is due within 30 days of separation date.

**Section 19.2**

While attending Paramedic training in-person, such as a “practical boot camp” or other pre-approved training, the employee will be paid the standard overtime hours for actual hours worked. Per diem shall be provided, if meals are not provided during the training, per District policy. Overtime and per diem expenses are not subject to reimbursement under the two (2) year service as a Paramedic agreement mentioned in Section 19.1.

In the event that the training is conducted on an employee’s regularly scheduled shift, they will not be required to take accrued leave to attend training. Compensation for training on a regularly scheduled shift will not be reduced, nor is it eligible for overtime.

**Pacific County Fire District #1:**

**IAFF Local 3999:**

\_\_\_\_\_

Name

\_\_\_\_\_

Name

\_\_\_\_\_

Title

Date

\_\_\_\_\_

Title

Date

**Employee – I understand and agree to all provisions of Article 19 (Paramedic School Reimbursement):**

\_\_\_\_\_

Name

\_\_\_\_\_

Title

Date

## Pacific County Fire District #1

### Monthly Chief's Report

August 19, 2025

#### 1. Personnel

##### a. Paid

- i. Firefighter Paramedic Emilia Herman has successfully passed her probationary period.

##### b. Volunteer

- i. One new volunteer application has been received

#### 2. Intergovernmental

##### a. Federal (USFW, FEMA)

- i. Nothing new to report

##### b. State (Parks, DOH, EMD, DNR)

- i. I have received any further follow-up on the request to renegotiate the Forest Land Response Agreement with **DNR**. I will continue to try and find resolution after fire season

1. *As a general note, DNR collects \$191,243 (\$23.50/ tax lot) a year from the same taxing Districts (18,19,22,24,25) that the Fire District provides fire response to.*

##### c. County (PACCOM, PCEMA, PCSO, DCD, DPW)

- i. A **PACCOM** budget committee met and started working on the **PACCOM** budget for 2026. It appears that there will be a sizeable increase to Fire District 1 for dispatching fees. Budget increases are due to a sizeable increase in wages, decrease in State funding, and capital expenditure.

##### d. Local (OBH, OBSD, Cities, Other Public Safety Agencies)

- i. **Ilwaco Fire** has requested to discuss the possibility of re-addressing the interfacility transfer agreement. **Ilwaco Fire** is they are in the process of addressing the volunteer payroll issues.

#### 3. Intradepartmental

##### a. IT Issues

- i. We have received an initial report regarding the ransomware attack.
- ii. Moving forward, the District will need to provide a multi-layered, multi-dimensional security system to prevent further attacks

##### b. Labor Management

- i. Nothing new to report.

##### c. WSRB Evaluation

- i. WSRB will be conducting a re-evaluation of the community's score during the week of September 2<sup>nd</sup>. Staff have already been sending documentation to WSRB for pre-evaluation review

**4. Community**

- a. I am currently looking at September 27<sup>th</sup> as the potential open house date for the 168<sup>th</sup> / Training property. I still have a lot of logistical needs that have to be met to finalize the date.
- b. I am looking at the week of October 6<sup>th</sup> to hold a strategic planning meeting to gather information to update our current strategic plan.

**5. July 2025 Monthly Call Summary**

- a. Fire - 42
- b. EMS – 236
  - i. Patient Transports - 128
- c. Total – 278 (Month); 1,671 (25' YTD); 1,578 (24' YTD)
- d. Major Incidents
  - i. None – several smaller fires
- e. Interfacility Transfers - 149
  - i. Local - 65
  - ii. Out-of-Town - 84

**Good of the Order!!!**

PACIFIC COUNTY FIRE DISTRICT 1 STATISTICS – 2025

	January	February	March	April	May	June	July	August	September	October	November	December	TOTAL	%
<b>FIRE</b>	<b>29</b>	<b>16</b>	<b>21</b>	<b>22</b>	<b>22</b>	<b>26</b>	<b>42</b>						<b>178</b>	<b>10.7%</b>
Building	4	4	2	2	1	1	0						14	
Grass/Brush	0	1	0	2	0	3	4						10	
Vehicle/RV/Boat	3	0	1	3	2	3	2						14	
Rescue/Extrication	0	0	0	0	2	1	0						3	
HazMat	1	0	0	1	1	2	1						6	
Alarm	6	3	10	2	5	9	10						45	
Hazardous Cond.	1	2	1	1	0	0	4						9	
Complaint/Other	14	6	7	11	11	7	21						77	
<b>EMS</b>	<b>195</b>	<b>224</b>	<b>180</b>	<b>212</b>	<b>219</b>	<b>227</b>	<b>236</b>						<b>1493</b>	<b>89.3%</b>
Assist Only	29	26	26	42	31	53	42						249	
Treat/No Transport	47	42	31	55	48	45	58						326	
Treat/Transport	94	119	98	84	107	93	102						697	
MVC	6	17	6	10	5	10	15						69	
IFT Tx (OOT)	15	10	10	10	12	13	12						82	
IFT Tx (Local)	4	10	9	11	16	13	7						70	
Total Transported	114	144	118	110	138	122	128						874	
<b>Total FIRE/EMS</b>	<b>224</b>	<b>240</b>	<b>201</b>	<b>234</b>	<b>241</b>	<b>253</b>	<b>278</b>						<b>1671</b>	
<b>ZONE RESPONSE</b>														
1 - NP	25	34	36	46	47	31	55						274	16.4%
2 - OP	116	114	103	115	101	112	112						773	46.3%
3 - MW	22	37	17	17	24	39	39						195	11.7%
4 - SOUTH	39	34	26	35	38	44	48						264	15.8%
Cape D S.P.	1	0	0	0	0	2	1						4	0.2%
M/A - LB	0	0	0	0	1	0	1						2	0.1%
M/A - IL	0	2	0	0	1	0	2						5	0.3%
M/A - FD2	1	0	0	0	1	0	1						3	0.2%
OBH	18	17	19	20	27	25	19						145	8.7%
Other	2	2	0	1	1	0	0						6	0.4%

	January	February	March	April	May	June	July	August	September	October	November	December	TOTAL	%
<b>STAFFING</b>														
Daily (Mean)	5.6	6.9	6.8	6.8	6.7	6.8	7.0						6.6	
Daily (Median)	6	7	7	7	7	7	7						7	
% PM all Stations	100%~	82%	52%	53%	87%	83%	97%						79.2%	
Duty Chief Resp^	10	16	3	11	11	18	17						78	
Vol Duty Shifts	7	9	9	4	5	5	4						43	
<b>CONCURRENCY</b>														
Concurrent (2)	24	30	15	16	34	31	34						184	f/n = 0.45
Concurrent (>2)	4	6	4	3	2	2	5						26	
St. 2 cover St. 1	1	2	3	2	2	2	4						16	
St. 1 cover St. 2	1	1	2	1	1	3	5						14	
St. 1 cover St. 3	0	2	0	2	4	0	3						11	
St. 3 cover St. 1	0	10	7	8	11	9	9						54	
f/n	0.07	0.42	0.63	0.68	0.5	0.42	0.54							
<b>RESPONSE</b>														
M/A Given	2	2	0	0	3	0	4						11	
M/A Received	1	0	1	1	0	0	0						3	
Wildfire (Private)	0	0	0	1	0	3	2						6	
Wildfire (Public)	0	1	0	1	0	0	2						4	
Beach	0	0	0	1	2	1	3						7	
TOC (0800 - 2000)	159	153	138	162	167	177	187						1143	68.4%
TOC (2000 - 0800)	65	87	63	72	74	76	91						528	31.6%
<b>EMS DETAIL</b>														
Level of Care (BLS)	32	44	31	43	43	33							226	30.4%
Level of Care (ALS)	82	100	87	67	95	84							515	69.6%
Destination (OBH)	88	116	89	80	99	88	98						570	91.1%
Destination (CMH)	7	10	9	4	9	8	9						56	8.9%

~ Only 2 Staffed Stations / ^ Includes M/A responses / Destination detail includes 911 transport calls only

August 19, 2025

PCFD1 Commissioner's Meeting

Assistant Chief of Administration Report

**1. Facilities**

**a. ST 21-2 Post Mold Remediation Testing Completed**

KD&S Environmental, Inc.'s recommendations are to:

1. Address remaining moisture (wet) subfloor in laundry/utility room and drying it out.
2. In the crawl space, the insulation should be disposed of on the underside of the laundry/utility room.
3. Dry the underside of the utility/laundry room sub floor.
4. All surfaces in both areas should be wet-wiped again as well as HEPA vacuumed in every crevice and on every surface.
5. Conduct annual cleanings of ducts and vents, quarterly filter changes

I have reached out to Axion to discuss the work remaining but they have not contacted me as yet. They have downloaded a copy of the post-remediation testing results and report.

**b. ST 21-3 Shower**

FF/EMT Dan Kent is stripping the old tile off the shower surround. The tile was glued to sheetrock and moisture was seeping through the tile. Tile and sheetrock are down with no visible water damage to framing. No indications or need of mold remediation. I will work to finish a scope of work to complete the project.

**c. St 21-4 and ST 21-5**

Each of the outlying stations need the same scope of work: minor repairs to siding trim and windows, pressure wash, paint, and man door replacement. See attached scope. I believe we can use existing building maintenance budget to complete these two scopes of work.

**2. Apparatus**

All ambulances in service. Last damaged ambulance goes in for paint repair to the top of the box from a garage door incident on Sept. 15, 2025.

**3. Fire Investigation**

- a. Completed one investigation for mutual aid to Ilwaco (4 hours)
- b. Pacific County Fire Investigation MOU is agreed to by all parties including the Fire Marshal. Ready for signatures. It is adding PCFD3 and 4, PCDCD Fire Marshal. Updates

minimum course requirement title for investigators and references NFPA 1033 as qualification for fire investigator standard.

#### 4. EMS Division

- a. 48 EMS WA DOH certified providers on the PCFD1 roster
- b. ACLS/PALS Sept. 9, 2025 at ST 21-1
- c. South Pacific County EMS Council has been expecting a decrease in funding this year with WA State budget cuts. Those funds pay for EMS Connect membership. SPCEMSTC has 52-53 subscribing monthly. They will have the same funding this year but next year is looking like budget cuts taking effect.
- d. CMS Medicare Super Rural Bonus has not been extended by congress yet. It expires Sept. 30, 2025. This bonus for us is 22.6% (\$161,000 in 2024) over Medicare allowable payments. Congress has typically waited until Sept to extend this benefit. We will keep monitoring this development. PCFD1 2024 Medicare payor percentage was 68%.
- e. GEMT – GEMT will not be affected by the federal OBBB according to Systems Design and Public Consulting Group. PCG prepared our first cost report in 2016. They also completed our Medicare Cost Report in 2022-23.
- f. Since Jamie and I have been completing the GEMT cost report, GEMT is now auditing every years report, the rules have changed significantly as to financial reporting and which call types are included, MTS vs Non-MTS and Shared. Jamie and I feel it is taking more of our time and we are not as sure of the methodology/template we have utilized because of the annual changes. We recommend contracting with PSG for a restart cost report. It would be an addendum to our Systems Design Billing Contract with a cost based on Medicaid Fee for Service transports (\$30,000). This covers the cost of preparing the report and auditing services.

Respectfully submitted,

A/C Brad Weatherby



## **KD&S ENVIRONMENTAL, INC.**

P.O. BOX 312, MONTESANO, WA 98563


OFFICE: (360) 249-5540 FAX: (360) 249-3475 EMAIL: [INFO@KDSENV.COM](mailto:INFO@KDSENV.COM)

# **HAZARDOUS MATERIALS INVESTIGATION INDOOR AIR QUALITY SURVEY POST REMEDIATION**

**PERFORMED FOR:  
PACIFIC COUNTY FIRE DISTRICT #1**

**PROPERTY KNOWN AS:  
3706 N. PLACE  
SEAVIEW, WA**

**PERFORMED BY:**



---

MORAYA WILSON

**AHERA CERTIFICATION:  
B/R-NES-01-12-24-11  
MOLD INSPECTOR: CMIA11441**

**JUNE 10, 2025**

**Notice: This document (including any and all attachments) contains confidential information intended for a specific individual and purpose and is protected by law. If you are not the intended recipient, you should delete this document along with the attachments and are hereby notified that any disclosure, copying, or distribution of any and /or all of this document, or the taking of any action based on it, is strictly prohibited.**

**TABLE OF CONTENTS**  
**PACIFIC COUNTY FIRE DISTRICT #1**  
**3706 N. PLACE**  
**SEAVIEW, WA**

SECTION 1.0 – INTRODUCTION.....

SECTION 2.0 – SCOPE OF WORK .....

SECTION 3.0 – TESTING.....

SECTION 4.0 – SAMPLE RESULTS.....

SECTION 5.0 – FUNGAL AND NON-FUNGAL INTERPRETATIONS.....

SECTION 6.0 – STATEMENT OF COMPLIANCE.....

SECTION 7.0 – ASSESSMENT.....

SECTION 8.0 – RECOMMENDATIONS.....

SECTION 9.0 – LIMITATIONS.....

APPENDIX A        MOLD SAMPLE SUMMARY

APPENDIX B        LABORATORY ANALYSIS DATA SHEETS (MOLD)

APPENDIX C        PICTURES

APPENDIX D        CERTIFICATIONS



## **SECTION 1.0 INTRODUCTION**

KD&S Environmental Inc. was called by Fire Chief Brad Weatherby to return to the fire house/office located in Seaview to assess the repair work that was done, after the initial indoor air quality report recommended remediation work be completed. Chief Weatherby hired an outside remediation firm to address the moisture and mold issues in the utility/laundry room as well as the living room/dispatch work area and the exterior of the structure. Please refer to the initial IAQ survey conducted in January 2025 that is on file with Chief Weatherby to see the scope of remedial work that was recommended be done to remedy the conditions of the living space of the fire fighters/EMT personnel. It is also important to note that the remediation work was done in early May 2025, so the house has been active with personnel living in it for a month.

## **SECTION 2.0 SCOPE OF WORK**

KD&S Environmental Inc. did a survey of the affected area following the protocol set out by the Indoor Quality Association, S520. The indoor air quality was done on June 10, 2025, between 10:00 am and 10:55 am. The weather outside was partly sunny and 68 degrees Fahrenheit. Moraya Wilson (Certified Mold Inspector and Assessor, CMIA #11441) conducted air sampling, at the property known as 633 E. Pioneer Suite A in Montesano, WA. Two (2) air samples were taken and analyzed for culturable fungi identification and other enumeration of non-fungal particulates and containments. The air monitoring was completed to determine the success of the remediation work completed. (See Appendix A)

## **SECTION 3.0 TESTING**

### **3.1 Sampling Plan for Air O Cell**

#### **3.1.A Objective**

The primary objective of the sampling program was to determine the extent and identity of mold spores, non-fungal particulates and other contaminants. All these particulates can have an impact on health.

#### **3.1.B Description of Sampling Area**

- PCFD-PRV-1- at main congregation/living room/dispatch area- Interior
- PCFD-PRV-2 – Utility/Laundry Room- Interior

### 3.1.C Sampling Protocol

- Air samples were taken with two (2) Air O Cell cassettes. Locations were sampled for airborne fungal particulate matter for a period of 10 minutes with a capture flow rate of 15 liters per minute. A calibrated rotameter was used to verify flow rate.

The samples areas are as noted above in section 3.1.B

All samples were individually bagged and sent via Fed Ex to San Air Laboratory.

SanAir Laboratory located in North Chesterfield, VA. analyzed the samples. SanAir Labs is a certified independent laboratory and reported in fungal structures, other non-fungal particulates and other contaminants per cubic meter.

#### Survey Methodology:

The supporting documentation provided within the survey report includes material summary table and the appendices that included site photographs, lab analytical reports, chain of custody forms, staff certification.

### 3.2 TESTING MOISTURE

Additionally, testing was conducted with a SurveyMaster Protimeter in areas where remediation had occurred. A SurveyMaster Protimeter checks moisture levels in surfaces such as walls, ceilings and floors by giving a percentile reading, ranging from 0%-100%. 0% meaning dry/no moisture and 100% meaning 100% wet/active moisture. The Protimeter also gives a color reading of either green, yellow or red. Green means good, yellow means potentially an issue and red means that there is an active issue currently occurring that will require action. *All moisture levels were between 11%-14% (green) except for the area under the HVAC unit in the utility/laundry room, which alarmed out in the very high (red) range, indicating that this area was still actively wet.*

## SECTION 4.0 SAMPLE RESULTS

#### AIR SAMPLES (Fungal Particulates)

SAMPLE # AND LOCATION	AIR VOLUME (LITERS)	PARTICULATE COUNT FUNGAL Total /M3 * **
Sample #PCFD-PRV-1  <ul style="list-style-type: none"> <li>• At Living Room/Dispatch Area</li> </ul> * Indicates interior sample	150	Ascospores 13* Aspergillus/Penicillium 80* Basidiospores 120* Cladosporium 373* Epicoccum 33* Rusts 7* Smuts/Myoxmycetes 13*

<p>Sample #PCFD-PRV-2</p> <ul style="list-style-type: none"> <li>• Utility/Laundry Room</li> </ul> <p>* Indicates interior sample</p>	150	<p>Ascospores 20*</p> <p>Aspergillus/Penicillium 13*</p> <p>Basidiospores 127*</p> <p>Cladosporium 267*</p> <p>Epicoccum 0*</p> <p>Rusts 7*</p> <p>Smuts/Myxomycetes 7*</p>
---	-----	---

## SECTION 5.0 FUNGAL INTERPRETATION

### FUNGAL Interpretation

Table 1. Typical Values (/m<sup>3</sup>) by Location  
(GM Labs, Inc. Typical Values)

<p><b><u>Ascospores</u></b> Ascospores are the product of sexual reproduction in ascomycetes. Typically, ascomycetes can be either saprophytes or parasites of plants. Their presence indoors is an indicator of the amount of outdoor air present.</p>	<p>Outdoor Range 0-4,933</p> <p>Commercial Office 0-75</p>
<p><b><u>Aspergillus/Penicillium</u></b> Very common organisms growing both outside and amplified indoors. Commonly found in food, soil, cellulose, grains and compost piles. Members of both genera are known to be allergenic and to cause extrinsic asthma and hypersensitivity. Other skin allergic reactions also occur. Most symptoms occur if the individual is immunocompromised.</p>	<p>Outside Range 0-1,267</p> <p>Commercial Office 0-847</p>
<p><b><u>Basidiospores</u></b> Basidiomycetes are very common outdoors. These spores are abundant enough to be an excellent marker of outdoor air. The spores of a few of these species are known to be allergenic. Basidiospores are the result of sexual reproduction and formed on a structure called the basidium. It is in the family of mushrooms, shelf fungi, rusts and smuts.</p>	<p>Outside Range 0-560</p> <p>Commercial Office 0-100</p>
<p><b><u>Cladosporium</u></b> Cladosporium are outdoor origin but are commonly amplified indoors. It is found growing on the dirt of the surface of fiberglass duct liners, sheet rock, paint, wood, textiles, windows, and windowsills as well as a wide variety of plants that are food</p>	<p>Outdoor Range 0-617</p> <p>Commercial Office 0-300</p>

<p>sources for this fungus. It is found on dead plants &amp; woody plants. Cladosporium is a commonly known allergen however, neither toxin production nor pathogenic toxicity have been reported. It can cause mycosis. Acute symptoms include edema and bronchospasms. Chronic cases can develop into pulmonary emphysema. Long exposure to Cladosporium can result in extrinsic asthma, and type I hypersensitivity. Cladosporium is the most identified outdoor fungus.</p>	
<p><b><u>Epicoccum Nigrum</u></b>  <b>Epicoccum is of outdoor origin but is commonly isolated indoors where it is found on plants, paper products, and windowsills. Epicoccum rarely grows on sheet rock. It is a known allergen.</b></p>	<p><b>Outdoor Range 0-50</b>  <b>Commercial Office 0-300</b></p>
<p><b><u>Rusts</u></b>  <b>Rust occurs in indoor air samples, originating from wet duct work or abrasion from rusty objects indoors. Rust is not a known allergenic, nor is it an irritant. Its presence suggests moisture.</b></p>	<p><b>Outdoor Range 0</b>  <b>Commercial Office 0-77</b></p>

\*This data is compiled from samples taken in the Puget Sound area only and does not reflect regional differences nationwide.

\*\*Dictionary of the Fungi 9<sup>th</sup> Edition

\*\*\* San Air Laboratory spore definition and sources.

## SECTION 7.0 ASSESSMENT

Sample Location	Initial Testing 12/18/24 counts	Post Remediation Testing 6/10/25
Laundry Room/Utility Room	Ascospores 7	Ascospores 13
	Aspergillus/Penicillium 140	Aspergillus/Penicillium 80
	Basidiospores 113	Basidiospores 120
	Cladosporium 0	Cladosporium 373
	Stachybotrys 0	Epicoccum 33
		Rusts 7
		Smuts/Myoxymycetes 13
Main area/dispatch/open living space	Ascospores 0	Ascospores 20
	Aspergillus/Penicillium 187	Aspergillus/Penicillium 13
	Basidiospores 153	Basidiospores 127
	Cladosporium 7	Cladosporium 267
	Stachybotrys 7	Epicoccum 0
		Rusts 7
		Smuts/Myoxymycetes 7

This is the post remediation verification round of testing at the fire house. At the time the air samples were taken, the fire fighters and EMT staff had been back in the house for a month or so. Extensive remediation work was done, resulting in the elimination of the Stachybotrys spore present in both interior areas originally. Additionally, the moisture content readings in the main living area were now all within 10% and lower, meaning, the active moisture areas had been removed and remediated. Because this was a remediation project, and post remediation testing was done, there should have been a drop in the count of Cladosporium, not an increase. The initial Cladosporium taken in both the utility/laundry room and the main living space were substantially lower than after remediation. Simply put, the remediation process caused the movement of the spores, and although the Stachybotrys was removed, additional remediation is needed to address the Cladosporium counts as well as the removal of the now present Epicoccum. Post remediation air samples should always be cleaner than the original round of testing, as containment and air scrubbing techniques, coupled with wire brush scrubbing and removal of compromised materials should merit less fungal spores in the containment zone. Additional moisture readings in the laundry/utility room indicated that the sub floor near the HVAC unit was still ringing out at 99% wet. All other moisture readings along the walls were less than 10% moisture content, indicating that these areas were now dry. The subfloor in the laundry/utility room should be remedied and dried out so that no further damage can occur.

A lot of good remediation work was completed, and the elimination of the Stachybotrys spores is a high indicator of that, however sometimes a second round of remediation is needed for the Post Remediation Verification (PRV) air samples to pass. This is one of those cases.

## **SECTION 8.0 RECOMMENDATIONS**

KD&S Environmental, Inc.'s recommendations are to address the "wet" subfloor in the laundry/utility room and drying it out. In the crawlspace, the insulation should be disposed of on the underside of the laundry/utility room, and the subfloor dried out from the underside as well as from inside the room. All surfaces in both areas sampled should be wet wiped down again as well as HEPA vacuumed in every crevice and on every surface. And, continually maintain the HVAC contract for the buildings air system, if not already in place, to conduct annual cleanings of ducts and vents, quarterly filter changes, as well as continuing to maintain the CPM matches the fresh air exchange within the air system.

## **SECTION 9.0 LIMITATIONS**

KD&S Environmental shall not be responsible for conditions or consequences arising from relevant facts not conveyed. These recommendations are based on the scope of this survey as performed on this date.

This report describes the result of KD&S Environmental surveys identifying the potential presents of hazardous conditions affecting the site. The facts and conclusions are subject to change over time and must be viewed within the context of the assessment.

This targeted assessment was limited to the referenced buildings and did not include areas beyond the "footprint" of the buildings. The conclusions within this report are professional opinions based solely upon visual site observations and interpretation of analytical data as described in this report. Typical construction techniques can render portions of the building inaccessible. The opinions presented herein apply to the site conditions existing at the time of the investigation and interpretation of current mold protocols. Recommendations provided may not apply to future conditions that exist at the above-mentioned site.

# APPENDIX A

**APPENDIX A- MOLD SAMPLE SUMMARY**  
**PACIFIC COUNTY FIRE DISTRICT 1**  
**3706 N. PLACE**  
**SEAVIEW, WA**

**AIR SAMPLES (Fungal Particulates)**

<b>SAMPLE # AND LOCATION</b>	<b>AIR VOLUME (LITERS)</b>	<b>PARTICULATE COUNT FUNGAL</b>
		<b>Total /M3 * **</b>
<b>Sample #PCFD-PRV-1</b>  <ul style="list-style-type: none"> <li>• Main congregation area-living room/dispatch area</li> </ul> <i>* Indicates interior sample</i>	<i>150</i>	<b>Ascospores 13*</b> <b>Aspergillus/Penicillium 80*</b> <b>Basidiospores 120*</b> <b>Cladosporium 373*</b> <b>Epicoccum 33*</b> <b>Rusts 7*</b> <b>Smuts/Myoxmycetes 13*</b>
<b>Sample #PCFD-PRV-2</b>  <ul style="list-style-type: none"> <li>• Laundry Room/Utility</li> </ul> <i>* Indicates interior sample</i>	<i>150</i>	<b>Ascospores 20*</b> <b>Aspergillus/Penicillium 13*</b> <b>Basidiospores 127*</b> <b>Cladosporium 267*</b> <b>Epicoccum 0*</b> <b>Rusts 7*</b> <b>Smuts/Myoxmycetes 7*</b>

# APPENDIX B



Name: KD&S Env  
 Address: PO Box 312  
 Montesano, WA 98563  
 Phone: 360-249-5540

Project Number: 25-7157  
 P.O. Number: 25-7157  
 Project Name: Pac County FD PRV  
 Collected Date: 6/10/2025  
 Received Date: 6/12/2025 9:35:00 AM

SanAir ID Number  
**25037741**  
**FINAL REPORT**  
 6/16/2025 9:18:58 AM

Analyst: Hyder, Haley

### Air Cassette Analysis

ND = None Detected. Blank spaces indicate no spores detected

SanAir ID Number	25037741-001			25037741-002		
Analysis Using STL	STL 105C			STL 105C		
Sample Number	PCFD-PRV-1			PCFD-PRV-2		
Sample Identification	Interior At Main Congregation Area/Work Stations			Interior At Utility/Laundry Room		
Sample Type	Air Cassette - Air-O-Cell			Air Cassette - Air-O-Cell		
Volume	150 Liters			150 Liters		
Analytical Sensitivity	7 Count/M <sup>3</sup>			7 Count/M <sup>3</sup>		
Background Density	2+			2+		
Fungal Identification	Raw Count	Count/M <sup>3</sup>	%	Raw Count	Count/M <sup>3</sup>	%
Ascospores	2	13	2	3	20	5
Aspergillus/Penicillium	12	80	13	2	13	3
Basidiospores	18	120	19	19	127	29
Cladosporium species	66	373	58	40	267	61
Epicoccum species	5	33	5			
Ruets	1	7	1	1	7	2
Struts/Myxomycetes	2	13	2	1	7	2
<b>TOTAL</b>	<b>86</b>	<b>640</b>		<b>68</b>	<b>440</b>	

Signature: *Haley Hyder*

Date: 6/13/2025

Reviewed: *Alan Hashi*

Date: 6/16/2025

**SanAir Technologies Laboratory, Inc.**

1551 Oakbridge Drive, Suite B - Powhatan, VA 23139  
 804-897-1177 / 888-895-1177 / Fax 804-897-0070  
 www.sanair.com

**Microbiology  
Chain of Custody**

SanAir ID Number  
 25037741

KD&S Environmental, Inc.	Project Number: 25-7157	Phone #: 3602495540
PO Box 312	Project Name: Pac County FD PRV	Phone #: 3602495540
Montesano, WA 98563	Date Collected: 6/10/25	Fax #: 3602492475
Samples Collected By: Moraya Wilson	P.O. Number: 25-7157	Email: moraya@kdsenv.com

Sample Types		Analysis Types	Turn Around Time
AC	Air Cassette	A1 - Identification and Enumeration of Fungal spores, plus total dander, fiber, and pollen count	Hours 3/6/24/48-Std
		A2 - Identification and Enumeration of Fungal spores only	Hours 3/6/24/48-Std
T B S*	Tape Bulk Swab*	D1 - Direct Identification of Fungi	Hours 3/6/24/48-Std
		D2 - Direct Identification of Mites, Insects, Pollen, etc.	Hours 3/6/24/48-Std
AP B S	Air Plate Bulk Swab	C1 - Culture Identification and Enumeration of Fungi only	5-10 Days
		C2 - Culture Identification and Enumeration of Bacteria only	2-4 Days
		C3 - Culture Identification and Enumeration of Fungi and Bacteria	5-10 Days
		C4 - Culture Identification and Enumeration of Thermophilic Bacteria with C2 or C3 analysis	2-4 or 5-10 Days
W	Water	L1 - Culture Identification and Enumeration of <i>Legionella</i> sp.	7-10 Days
D	Dust	M1 - Dust Mite Allergen Test	Hours 3/6/24/48-Std

SanAir Technologies Laboratory offers speciation by PCR. Please call for details and pricing.

Sample #	Sample Identification	Sample Type	Analysis Type(s)	Turn Around Time	Total Volume (L) or Area (in <sup>2</sup> )	Time Start - Stop	
PCFD-PRV-1	Interior at Main congregation area/work stations	AC	A2	48	150L	11:56A	12:06
PCFD-PRV-2	Interior at Utility/Laundry Room	AC	A2	48	150L	11:57A	12:07

**Special Instructions** email results to moraya@kdsenv.com

Relinquished by	Date	Time	Received by	Date	Time
Moraya Wilson	6/10/25	1600	MW	6/12/25	9:35am

Unless scheduled, the turn around time for all samples received after 3 pm Friday will begin at 8 am Monday morning. Weekend or Holiday work must be scheduled ahead of time and is charged 150% of analytical rate.

\*Although we allow Direct Identification from a swab sample, best results are received from tape samples.

# Appendix C

# APPENDIX C


## PHOTOS:



Sample # PFD - PRV - 1 Office/Living Room



Sample # PCFD -PRV - 2 Laundry/Utility Room




Area under laminate floor at HVAC Unit w/ washing machine



HVAC area with red alarming moisture content



HVAC Area



Joints in siding need caulking to prevent water intrusion from rain or wind



Compromised skirting and siding replaced: good now

# APPENDIX D

APPENDIX D

# AHERA

## CERTIFICATE

This is to certify that

*Moraya Wilson*

has attended and satisfactorily completed all requirements to maintain accreditation as an AHERA Building Inspector in accordance with the Toxic Substance Control Act Title (Section 206) and 40 CFR 763.

Accreditation No. **BIR-NES-01-12-24-11**

Course Date: **January 12<sup>th</sup>, 2024**

Valid through: **January 12<sup>th</sup> 2025**



NOW Environmental Services, Inc.  
34004 - 9<sup>th</sup> Avenue South, Suite # 12  
Federal Way, Washington 98003  
(253) 927-5233

**Environmental Solutions Association**

**This certification of training is awarded to**

**MORAYA WILSON**

**For successfully completing the required  
course study and examination given by ESA.**

**Certified Mold Inspector**

**CMI**  
Designation

*Bernie Katz*

Bernie Katz, Training Director  
Environmental Solutions Association

Completed: March 16<sup>th</sup>, 2009



Environmental Solutions  
Association



*Proudly Serving Since 1940*

**Litsche Station 21-4 Repair and Painting  
Project Address: 15003 Sandridge Road**

This is a public works project that requires prevailing wage.  
Prevailing wage information can be obtained from WA Labor and Industries at the following link:  
<https://lni.wa.gov/licensing-permits/public-works-projects/prevailing-wage-rates/>

**Scope of Work:**

1. Pressure wash roof using a moss killing agent.
2. Clean gutters and remove debris.
3. Remove and replace broken window section of overhead garage door.
4. Install cement plank lap siding on the south wall and replace corner boards as needed.
5. Remove/replace 3/0 X 6/8 RH Inswing 2 3/8 backset single bore pre-hung Fiberglass door. Re-use existing lock set.
6. Remove existing garage door lighting south side. Replace with LED wall pack white or brown case.
7. Pressure wash building exterior after using the cleaning agent 30 seconds.
8. Paint exterior body with 2 coats using Miller ACRILITE SATIN exterior/latex/velvet custom color "Pacific County Fire District Body" available at Oman and Sons Lumber, Long Beach WA 98631.
9. Paint exterior trim including man door with 2 coats using Miller ACRILITE SATIN White Base exterior/latex/velvet custom color "Pacific County Fire District #1 Trim" available at Oman and Sons Lumber, Long Beach WA 98631.

**Agency Contact:**



*Proudly Serving Since 1940*

**Midway Station 21-5 Repair and Painting  
Project Address: 16512 Pacific Hwy**

This is a public works project that requires prevailing wage.  
Prevailing wage information can be obtained from WA Labor and Industries at the following link:  
<https://lni.wa.gov/licensing-permits/public-works-projects/prevailing-wage-rates/>

**Scope of Work:**

1. Pressure wash roof using a moss killing agent.
2. Install missing ridge cap on roof (approximately 12 feet).
3. Clean gutters and remove debris.
4. Repair loose section of soffit on east eave.
5. Replace SE corner board trim.
6. Remove and replace broken window section of overhead garage door.
7. Remove/replace 3/0 X 6/8 RH Inswing 2 3/8 backset single bore pre-hung Fiberglass door. Re-use existing lock set.
8. Remove existing garage door lighting south side. Replace with LED wall pack white or brown case.
9. Pressure wash building exterior after using the cleaning agent 30 seconds.
10. Paint exterior body with 2 coats using Miller ACRILITE SATIN exterior/latex/velvet custom color "Pacific County Fire District Body" available at Oman and Sons Lumber, Long Beach WA 98631.
11. Paint exterior trim including man door with 2 coats using Miller ACRILITE SATIN White Base exterior/latex/velvet custom color "Pacific County Fire District #1 Trim" available at Oman and Sons Lumber, Long Beach WA 98631.

**Agency Contact:**

# **Pacific County & Pacific County Fire Districts & Municipalities**

## **Interlocal Agreement providing for Cooperative Fire Investigation**

This agreement is entered into this \_\_\_\_\_ day of \_\_\_\_\_, 2025 by and between Pacific County Sheriff's Office, Pacific County Department of Community Development, Pacific County Fire Protection District #1, Pacific County Fire Protection District #2, Pacific County Fire Protection District #3, Pacific County Fire District #4, Pacific County Fire District #6, the City of Long Beach Fire Department, the City of Ilwaco Fire Department, the City of Raymond Fire Department, the City of South Bend Police Department, the City of South Bend Fire Department, the City of Raymond Police Department and the City of Long Beach Police Department all herein referred to as "Party" or "Agency".

**Whereas**, Pacific County Fire Districts, Municipalities, Pacific County DCD, and the Pacific County Sheriff's Office have the competence and desire to participate with the aligned agencies in a cooperative program whereby a Pacific County Fire Investigation Team (herein "Team") would assist each other in fire investigation; and

**Whereas**, the parties involved recognize fire investigation is a public safety concern shared by Law Enforcement, Fire Service, and Building officials; and

**Whereas**, Law Enforcement agencies, Fire Service agencies and Building officials each possess unique talents and resources to accomplish fire investigations; and

**Whereas**, Law Enforcement, Fire Service and Building officials desire to work together for the common public good providing fire investigations in Pacific County; and

**Whereas**, the intent of this agreement is to identify a specialized team of Law Enforcement, Fire Service, and Building Officials that would be available upon request to assist agencies in Pacific County with Fire Investigation and provide guidelines depicting the operations of the Pacific County Fire Investigation Team; and

**NOW, THEREFORE, IN CONSIDERATION OF THE FOLLOWING MUTUAL COVENANTS CONTAINED HEREIN IT IS AGREED AS FOLLOWS:**

### **Section 1. Authority to Investigate Fires**

Under this agreement and upon request for assistance, the parties agree to grant authority to the Pacific County Fire Investigation Team to investigate fires and explosions in Pacific County.

### **Section 2. Governance of Team**

For the purpose of administering this agreement, a joint administrative board consisting of one representative from each “participating party” is hereby created. A “participating party” is defined as Law Enforcement, Fire Service, City or County agency contributing investigation personnel to the Team.

The Administrative Board shall be responsible for:

- Reviewing and approving policies and procedures
- Addressing grievances
- Approving the operations manual
- Hearing recommendations for removal for failure to maintain commitments in this agreement
- Selecting the Team Coordinator
- Selecting the Assistant Team Coordinator

The Team Coordinator shall be selected from the Fire Investigation Team. The specific duties of the Team Coordinator shall be determined by the Administration Board and outlined in the operations manual.

The Assistant Team Coordinator shall be selected from the Fire Investigation Team. The specific duties of the Assistant Team Coordinator shall be determined by the Administration Board and outlined in the operations manual.

### **Section 3. Scope**

This agreement shall apply within the jurisdictions herein, whose authorized representatives have agreed to and signed this interlocal agreement. Nothing in this agreement

prohibits a jurisdiction from receiving fire investigation assistance from another agency or party outside Pacific County.

Some examples that warrant a response from the Pacific County Fire Investigation Team include but are not limited to:

- Fires or explosions with fatalities or major injuries
- Fires or explosions involving large commercial or industrial buildings or multiple structures
- Fires or explosions resulting in unusually high dollar losses
- Fires or explosions that are suspicious in nature, and the local jurisdiction needs technical assistance to properly document and process the scene.
- Fires or explosions that have been deemed “undetermined” at the company officer level.
- Fire or explosion investigations that overwhelm the personnel and resources of the requesting agency.

Some examples of fire that would not require a response from the Pacific County Fire Investigation Team include but are not limited to:

- Where the on scene officer can determine the origin and cause
- Fires that are not suspicious and property damage is less than \$5,000
- Nuisances fires such as dumpsters, trash cans, mailboxes.

#### **Section 4. Finance, Employee Compensation, Insurance, Property and Equipment**

A party requesting investigation assistance from the team will not be billed for the investigation unless special equipment is needed to complete the investigation; and has been approved by the party requesting the investigation.

It shall be the responsibility of the requesting agency to provide scene security at their cost until the Fire Investigation Team arrives to investigate the fire. In most cases, fires will only be investigated during daylight hours for safety reasons. A fire believed to be suspicious shall be secured by the law enforcement agency having jurisdiction. A fire believed not to be suspicious shall be secured by the fire agency having jurisdiction whenever possible.

Each agency is responsible for all costs of each employee they provide to the Team including wages, insurance, personal protective clothing and gear, and training costs while

acting as a member of the Team. Nothing in this agreement allows for reimbursement of Team expenses or costs from one participating agency to another participating agency.

Any and all property and equipment acquired by the Team during this agreement shall remain the property of the party supplying such property or equipment. Any costs of maintaining such equipment shall be the responsibility of the agency supplying it.

### **Section 5. Team Activation**

Any Pacific County Agency or Municipality signing this agreement may request a Team call-out through Pacific County Dispatch Center. Members authorized to request team activation will be the Fire Chief or command level Officer, Incident Commander, Sheriff, Police Chief or agency designee.

A request shall be made by phone or radio to the County dispatch center, who, in turn, will notify the current Team Coordinator. The Team Coordinator will continue the notification process outlined in the Operations Manual.

### **Section 6. Participation**

Pacific County Fire Investigation Team is comprised of Certified Fire Investigators, Fire Investigation Technicians, and Fire Investigator trainees.

A Certified Fire Investigator shall be certified by the International Association of Arson Investigators (IAAI), National Association of Fire Investigators (NAFI), or International Fire Service Accreditation Congress (IFSAC).

A Certified Fire Investigation Technician shall be certified by the International Association of Arson Investigators (IAAI).

Fire Investigator Trainees meet the entry level requirements for the Pacific County Fire Investigation Team and have been accepted by the Administrative Board.

Team members shall have successfully completed a Fundamentals of Fire Investigation Class with at least 36 hours of tested training, successfully completed WSP Hazardous Materials Awareness, successfully passed an agency background check and medical physical, and be recommended by their agency administrator.

### **Section 7. Training**

Fire Investigators assigned to the Pacific County Fire Investigation Team shall document a minimum 80 hours continuing education in Fire Investigation every 5 years, which includes currency in NFPA 921 and NFPA 1033.

**Section 8. Hold Harmless.**

Each party will defend, indemnify, and hold harmless the other Parties, their officers, officials, employees, agents and volunteers from and against any and all claims, injuries, damages, losses or suits, including any attorney fees and legal costs and expenses, arising from their own negligent acts, errors, or omissions in performance of this agreement. If the Parties are congruently negligent, each Party's obligation to defend, indemnify and hold harmless the other Party, it's officers, officials, employees, agents, and volunteers shall be limited to the extent of each Party's negligence or the negligence of each Party's officers, officials, employees, agents, and volunteers.

**Section 9. Insurance**

Each party shall procure and maintain for the duration of the Agreement, insurance against claims for injuries to persons or damage to property which may arise from or in connection with the performance of this Agreement.

**Section 10. Term**

This agreement shall be of perpetual existence unless terminated as provided in section 10.

**Section 10. Termination**

Any party, upon thirty (30) days written notice to the administrative board may terminate their participation in this agreement.

**Section 11. Effective date.**

This agreement shall be effective upon subscription by Agency.

Pacific County Sheriff's Office \_\_\_\_\_ date \_\_\_\_\_

Pacific County  
Department of Community  
Development \_\_\_\_\_ date \_\_\_\_\_

Pacific County Fire District 1 \_\_\_\_\_ date \_\_\_\_\_

Pacific County Fire District #2 \_\_\_\_\_ -date \_\_\_\_\_

Pacific County Fire District #3 \_\_\_\_\_ date \_\_\_\_\_

Pacific County Fire District #4 \_\_\_\_\_ date \_\_\_\_\_

Pacific County Fire District #6 \_\_\_\_\_ date \_\_\_\_\_

Ilwaco Fire Department \_\_\_\_\_ date \_\_\_\_\_

Long Beach Police Dept. \_\_\_\_\_ date \_\_\_\_\_

Long Beach Fire Dept. \_\_\_\_\_ date \_\_\_\_\_

Raymond Fire Dept. \_\_\_\_\_ date \_\_\_\_\_

Raymond Police Dept. \_\_\_\_\_ date \_\_\_\_\_

South Bend Police Dept. \_\_\_\_\_ date \_\_\_\_\_

South Bend Fire Dept. \_\_\_\_\_ date \_\_\_\_\_

Payer Production Statistics

Date Of Service	01/01/2024
Date Of Service	12/31/2024
Company	Pacific 1

	Tickets	%	Charges	%	Payments	%	Levy Fund	%	Write Offs	%
<b>Medicare (Fee Schedule)</b>										
Hospital Part A	8	1%	6,039.50	0%	-6,039.50	1%	0.00	0%	0.00	0%
MedAdv/Part C	222	15%	201,071.50	15%	-143,909.61	16%	-19,521.15	19%	-35,432.97	12%
Medicare Part B	762	53%	701,760.50	52%	-562,503.77	61%	-36,295.08	35%	-101,203.80	33%
<b>Group Total</b>	<b>992</b>	<b>68%</b>	<b>908,871.50</b>	<b>67%</b>	<b>-712,452.88</b>	<b>77%</b>	<b>-55,816.23</b>	<b>54%</b>	<b>-136,636.77</b>	<b>45%</b>

<b>Medicaid (Fee Schedule)</b>										
Medicaid-OR-Mgd Care	15	1%	12,746.00	1%	-5,724.60	1%	0.00	0%	-6,358.40	2%
Medicaid-WA	216	15%	207,201.00	15%	-61,390.28	7%	-3,016.00	3%	-142,804.72	47%
<b>Group Total</b>	<b>231</b>	<b>16%</b>	<b>219,947.00</b>	<b>16%</b>	<b>-67,104.88</b>	<b>7%</b>	<b>-3,016.00</b>	<b>3%</b>	<b>-149,163.12</b>	<b>49%</b>

<b>Commercial</b>										
Auto	11	1%	8,390.00	1%	-8,390.00	1%	0.00	0%	0.00	0%
Kaiser	7	0%	5,806.00	0%	-2,144.71	0%	0.00	0%	-700.12	0%
Kaiser WA	5	0%	4,771.00	0%	-4,771.00	1%	0.00	0%	0.00	0%
Miscellaneous Insurances	35	2%	34,214.00	3%	-27,793.79	3%	-1,982.41	2%	-746.50	0%
Premiera	12	1%	11,681.00	1%	-10,362.27	1%	-1,318.73	1%	0.00	0%
Regence	28	2%	29,597.00	2%	-25,065.33	3%	-3,890.08	4%	-641.59	0%
Titicare	3	0%	5,576.00	0%	-864.09	0%	0.00	0%	-48.91	0%
Veterans Administration	67	5%	67,416.00	5%	-56,451.56	6%	-3,354.00	3%	-6,557.76	2%
Workers Comp	1	0%	657.00	0%	-645.99	0%	0.00	0%	-11.01	0%
<b>Group Total</b>	<b>169</b>	<b>12%</b>	<b>167,908.00</b>	<b>12%</b>	<b>-136,488.74</b>	<b>15%</b>	<b>-10,545.22</b>	<b>10%</b>	<b>-8,705.89</b>	<b>3%</b>

<b>Private/Self-pay</b>										
Levy	29	2%	25,644.00	2%	-1,244.00	0%	-20,180.50	20%	-4,219.50	1%
Private	28	2%	27,298.50	2%	-6,081.48	1%	-12,949.50	13%	-7,472.52	2%
<b>Group Total</b>	<b>57</b>	<b>4%</b>	<b>52,942.50</b>	<b>4%</b>	<b>-7,325.48</b>	<b>1%</b>	<b>-33,130.00</b>	<b>32%</b>	<b>-11,692.02</b>	<b>4%</b>

<b>1449</b>	<b>1,349,669.00</b>	<b>-923,371.98</b>	<b>-162,507.45</b>	<b>-306,197.80</b>
-------------	---------------------	--------------------	--------------------	--------------------

## Report to the Commissioners

Assistant Chief DeConto

August 19, 2025

### Operations

#### Rod Run

Rod Run weekend is coming up on September 6<sup>th</sup> and 7<sup>th</sup>. An incident action plan is in process with some finishing touches needed to complete.

#### SCBA Hydrostatic testing

Our SCBA cylinders have reached the 5-year service mark. The carbon cylinders that the breathing apparatus are equipped with require a hydrostatic test using the water jacket test method every 5 years. I will be working to obtain quotes from vendors to provide to the board at the next meeting. The estimated cost of the test will be approx. \$5,000.00.

#### Portable Toilet Purchase

We have purchased and received a new portable toilet for the training grounds. The portable toilet rental service that was at St. 21-5 (midway) has been discontinued. Evergreen Septic, the local servicer, would only service the toilet at minimum every two weeks costing approx. eighty dollars a visit. Since the opening of St. 21-3 the crews are spending significantly less time standing by at St. 21-5 and the toilet wasn't getting used. Evergreen will still service our private toilet on an as-needed basis for \$80 dollars per visit.

#### IFSAC Testing

2 of the 3 members that attended testing at the state fire training academy were successful and have achieved IFSAC Firefighter 1 certification. The third candidate is scheduled for retesting during our Driver/Operator class next month.

## **Training**

Our members logged 305.30 hours of training in the month of July. July's training was focused on water supply operations. August fire training is focused on master streams and large handline operations.

### **IFSAC Driver/Operator – Pumper Training & Testing**

The fire district has secured a test control officer for our 1<sup>st</sup> ever IFSAC Driver/Operator – Pumper class. The training will take place at St. 21-1 and the training grounds from September 12<sup>th</sup> – September 18<sup>th</sup>. The class will be instructed by myself and Captain Haldeman. There are currently 17 members signed up for the training. Once successful, the candidate will achieve two IFSAC credentials:

- IFSAC Driver/Operator
- IFSAC Driver/Operator – Pumper

### **Additional IFSAC Trainings:**

Several members have committed to completing additional IFSAC certification training including:

- Fire Instructor 1 – 4 members
- Fire Officer 1 – 2 members
- Fire Instructor 2 – 1 member

Kudos to our team for their continued efforts to achieve these certifications. In addition to individual professional development, IFSAC certifications hold several benefits to our department including reduced training hour requirements and WSRB considerations.